













Type	Swing Check				Lift Check			Lift Check			Lift Check			Lift Check		
																
Fig	<b>20-DNSF-N</b>				<b>10-DN-N</b>			<b>16-DN-N</b>			<b>16-DNF-N</b>			<b>20-DN-N</b>		
Product Code	<b>655A</b>							<b>624A</b>			<b>634A</b>			<b>644A</b>		
inch	mm	L	H		L	H		L	H		L	H		L	H	
1/2	15				65	39		70	50		108	50		78	56	
3/4	20				80	42		85	53		117	53		91	60	
1	25				90	48		95	61		127	61		105	68	
1 1/4	32				105	56		110	69		140	69		122	80	
1 1/2	40				120	65		125	75		165	75		135	85	
2	50	267	135		140	73		145	87		203	87		160	99	
2 1/2	65	292	145													
3	80	318	160													
4	100	356	185													
5	125	400	220													
6	150	444	240													
8	200	533	275													
Body	Ductile Iron				Ductile Iron			Ductile Iron			Ductile Iron			Ductile Iron		
Bonnet/Cap/Cover	Ductile Iron				Stainless Steel			Stainless Steel			Stainless Steel			Stainless Steel (hard facing)		
Disc	Stainless Steel/Carbon Steel							Stainless Steel			Stainless Steel			Stainless Steel		
Body Seat	Stainless Steel				Stainless Steel			Stainless Steel			Stainless Steel			Stainless Steel (hard facing)		
Note																

Type	Lift Check				Wafer Check			Strainer			Strainer			Strainer		
																
Fig	<b>20-DNF-N</b>				<b>20-DNW</b>			<b>10-DTF-N</b>			<b>16-DT-N</b>			<b>16-DTF-N</b>		
Product Code	<b>654A</b>				<b>645</b>			<b>618</b>			<b>628</b>			<b>638</b>		
inch	mm	L	H		L	H	D	L	H	H1*	L	H	H1*	L	H	H1*
1/2	15	110	56								85	60	85			
3/4	20	120	60								100	65	95	140	63	91
1	25	130	68								115	75	110	150	77	114
1 1/4	32	160	80								135	90	130	170	90	134
1 1/2	40	180	85		54	128	55				150	100	145	190	100	146
2	50	230	99		56	133	55	230	138	172	180	115	170	250	158	218
2 1/2	65				60	150	70	305	212	290				305	212	285
3	80				67	156	70	360	242	340				360	242	340
4	100				68	169	70	415	284	391				415	284	391
5	125				83	183	70	465	325	450				465	325	450
6	150				95	216	80	515	370	502				515	370	502
8	200				127	243	80	580	462	645				580	462	645
10	250				140	290	90							680	536	757
12	300				181	315	90							800	625	882
14	350				184	330	90									
16	400				191	355	90									
18	450				204	388	90									
Body	Ductile Iron				Ductile Iron+NBR			Ductile Iron			Ductile Iron			Ductile Iron		
Bonnet/Cap/Cover	Stainless Steel				Cast Bronze			Ductile Iron			Forged Brass			Ductile Iron/Forged Brass		
Stem	Stainless Steel (hard facing)				Brass											
Disc/Ball					Cast Bronze											
Screen								Stainless Steel			Stainless Steel			Stainless Steel		
Body/Ball Seat	Stainless Steel (hard facing)															
Note								*Height for removing the screen			*Height for removing the screen			*Height for removing the screen		