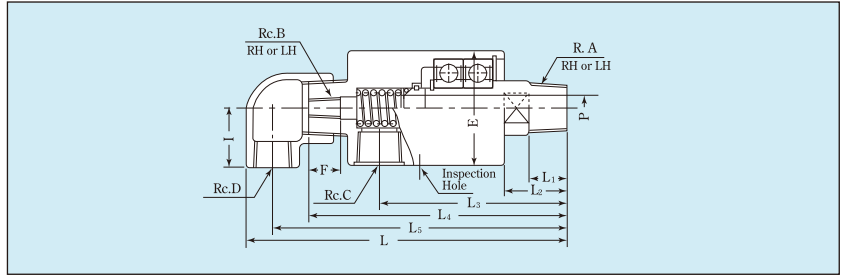



KC Type (Duplex, Stationary Internal Pipe: Thread Connection)



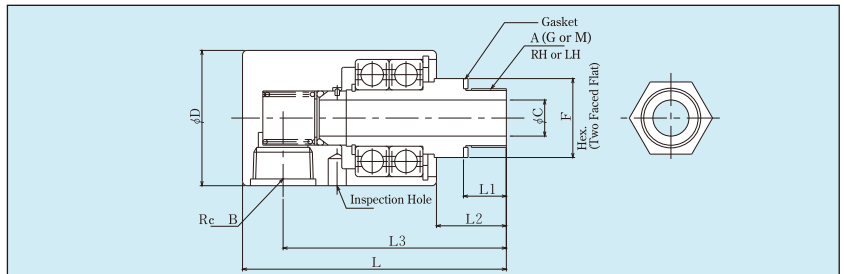
NOMINAL SIZE		A	B	C	D	E	F	P	I	L ₁	L ₂	L ₃	L ₄	L ₅	L
15A	1/2B	1/2	1/8	1/2	3/8	54	13	12	28	21	33	94	127	145	156
20A	3/4B	3/4	(1/8)·1/4	1/2	3/8	60	13	16	31	22	34	100	135	154	165
25A	1B	1	(1/4)·3/8	3/4	1/2	70	15	20	38	23	36	108	149	170	184
32A	1 1/4B	1 1/4	1/2	1	3/4	90	20	30	43	28	43	127	173	198	215
40A	1 1/2B	1 1/2	(1/2)·3/4	1	3/4	95	21	35	43	28	43	127	173	198	215
50A	2B	2	(3/4)·1	1 1/2	1 1/2	124	25	48	62	30	55	160	230	267	297
65A	2 1/2B	2 1/2	1 1/4	2	1 1/2	148	30	56	62	40	78	198	270	307	337

TYPE & SIZE: Example for placing order

Type → Size-(Thread size for Internal Pipe) → Thread direction of Rotor: RH or LH



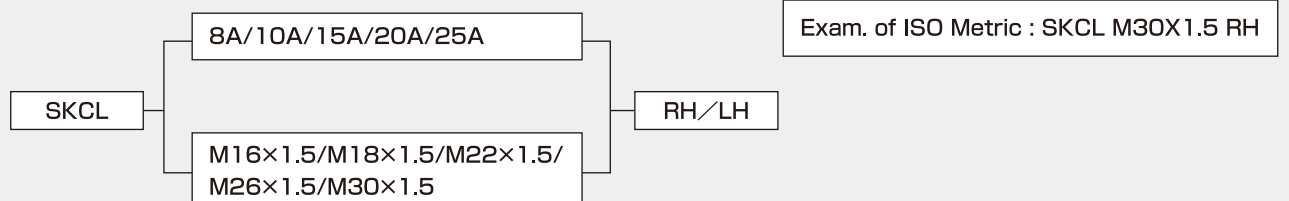
SKCL Type (Simplex, Thread Connection) Rotor thread: JIS Parallel/ISO Metric



NOMINAL SIZE		JIS Parallel	ISO Metric	B	C	D	F	L ₁	L ₂	L ₃	L
8A	1/4B	G1/4	M16×1.5	Rc1/4	6	40	17	14	26	77	87
10A	3/8B	G3/8	M18×1.5	Rc3/8	9	46	26	16	26	79	91
15A	1/2B	G1/2	M22×1.5	Rc1/2	12	54	29	18	30	90	105
20A	3/4B	G3/4	M26×1.5	Rc3/4	16	60	35	19	31	98	116
25A	1B	G1	M30×1.5	Rc1	20	70	41	20	33	105	127

TYPE & SIZE: Example for placing order

Type → Size → Thread direction of Rotor: RH or LH



* Rotor is supplied with a copper plate gasket.