

SERVICE CONDITIONS

Max. Pressure : 4.1MPa (42kgf/cm²)
 Max. Temperature : 100°C
 Material : Ductile Cast Iron
 (Carbon Steel in part)
 Seal : NBR
 Connection : Female Taper Thread (Rc)

DESCRIPTION OF A series: Example for placing order

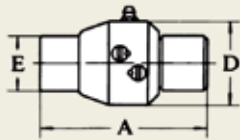
Type→Style No.→Size
 A → 1/2/3/4/5/6 → 10A/15A/20A/25A/32A/40A/50A/65A
 80A/100A

Example: A-1 25A

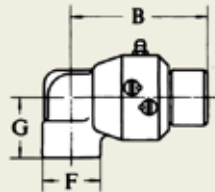
* As to A series, PTFE or FKM seals are available for higher temperatures or chemical products .

* As models are different by the difference of seal materials, refer to the table of Materials of Special Packing on Page 7.

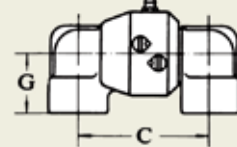
Style No.1



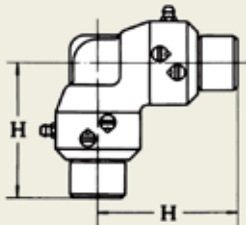
Style No.2



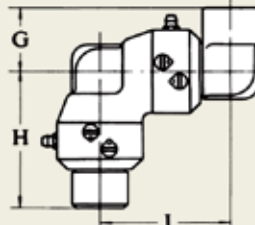
Style No.3



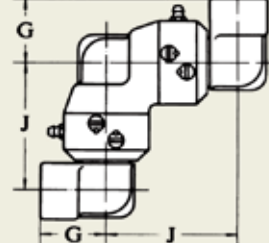
Style No.4



Style No.5



Style No.6

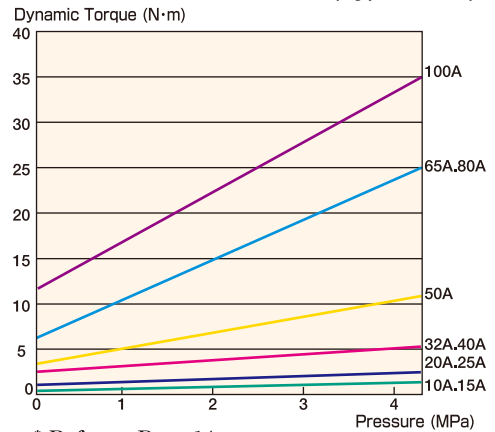


DIMENSIONS OF A series

Nominal Size	A	B	C	D	E	F	G	H	J	
10A	3/8B	84	74	70	(44)	32	32	35	74	70
15A	1/2B	84	74	70	(44)	32	32	35	74	70
20A	3/4B	105	98	92	(60)	46	45	45	98	92
25A	1B	105	98	92	(60)	46	45	45	98	92
32A	1 1/4B	120	110	109	(77)	63	63	70	110	109
40A	1 1/2B	120	110	109	(77)	63	63	70	110	109
50A	2B	150	145	155	(98)	78	78	75	145	155
65A	2 1/2B	181	176	190	(132)	105	105	100	176	190
80A	3B	181	176	190	(132)	105	105	100	176	190
100A	4B	210	210	232	(160)	135	134	120	210	232

* in (): reference dimensions

DYNAMIC TORQUE GRAPH (Type: A/AS)



* Refer to Page 14.