






Type	Product image	Features
Rack and pinion	Stage table size □25mm B05-07 	[Features] • Rack and pinion B05-01 is combined to XYZ-axis.
	Stage table size □25mm B08-7 	[Features] • Lead 0.5mm feeding screw XZ-axis stage of B08/BDB series. • Saving-space and prevention error operation by using hex wrench type. 
Short lead Feeding screw BDBVS-25 	BDBVS series	
Composite shaft	Stage table size □25mm B09-27 	[Features] • It is compact model to combine rack and pinion and feeding screw.

■ Configuration

Model	B05-07	B08-7	BDBVS-25	B09-27
Z-axis/Reference page	B05-03/ P.2-113~	B08-3/ P.2-113~	BDBZS-25/ P.2-113~	B09-27U/ P.2-123~
Y-axis/Reference page	B05-01/ P.2-099~	B08-1/ P.2-099~	BDBXS-25/ P.2-099~	
X-axis/Reference page	B05-01/ P.2-099~	B08-1/ P.2-099~	BDBXS-25/ P.2-099~	B08-1R/ P.2-099~

SPEC				
Model	B05-07	B08-7	BDBVS-25	B09-27
(Opposite hand)	B05-07R	B08-7R	—	—
Stage table size	25×25mm			
Travel distance	XYZ: ±5mm		XYZ: ±3mm	XY: ±5mm Z: +10mm
Travel distance per rotation of knob	17mm	0.5mm	—	XY: 0.5mm Z: 14mm
Minimum reading capability	Vernier scale 0.1mm			
Load capacity	0.7kgf [6.9N]		1.0kgf [9.8N]	
Travel accuracy	Straightness —			
Allowable load for moment	Pitch	0.5N · m	1.5N · m	1.3N · m
	Yaw	0.5N · m	1.5N · m	1.3N · m
	Roll	0.5N · m	1.5N · m	1.3N · m
Weight	0.29kg	0.24kg	0.2kg	0.24kg
Main material — Surface finishing	Brass — Black coating finish			
Provided screws (Hex socket screws)	4 of M2—12	4 of M2—8	3 of M2—6	4 of M2—8