

# AS Series

## Series

Series	Applicable tubing O.D.												
	Metric size						Inch size						
	2	3.2	4	6	8	10	12	1/8"	5/32"	1/4"	5/16"	3/8"	1/2"
AS1002F	●	●	●	●				●	●	●			
AS2002F			●	●				●	●	●			
AS2052F				●	●					●	●		
AS3002F					●	●				●	●	●	
AS4002F						●	●					●	●

## Specifications

Fluid	Air
Proof pressure	1.5 MPa (1.05 MPa <sup>Note 1)</sup> )
Max. operating pressure	1 MPa (0.7 MPa <sup>Note 1)</sup> )
Min. operating pressure	0.1 MPa
Ambient and fluid temperature	-5 to 60°C (No freezing)
Applicable tubing material <sup>Note 2)</sup>	Nylon, Soft nylon, Polyurethane

Note 1) In case of AS1002F-02

Note 2) Use caution at the max. operating pressure when using soft nylon or polyurethane tubing. (Refer to pages 464 and 465 for details.)

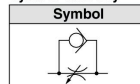
Note 3) Brass parts are all electroless nickel plated.

## Flow Rate and Sonic conductance

Series		AS1002F		AS2002F		AS2052F		AS3002F			AS4002F		
Tube O.D.	Metric size	ø2	ø3.2, ø4, ø6	ø4	ø6	ø6	ø8	ø6	ø8	ø10, ø12	ø10	ø12	
	Inch size	—	ø1/8", ø5/32" ø1/4"	ø5/32"	ø1/4"	—	ø1/4" ø5/16"	ø1/4"	ø5/16"	ø3/8"	ø3/8"	ø1/2"	
Controlled flow	Flow rate (L/min (ANR))	20	100	130	230	290	460	390	660	920	920	1390	
	Sonic conductance (dm <sup>3</sup> /s.bar)	0.06	0.28	0.36	0.64	0.81	1.3	1.1	1.8	2.6	2.6	3.9	
Critical pressure ratio	Controlled flow							0.2					
	Free flow							0.25					

Note) Flow rate values are measured at 0.5 MPa and 20°C.

Flow Direction Symbol on Body



## How to Order

RoHS

AS 400 2F - 12 - [ ] - [ ]

Body size

100	M3, M5 standard
200	1/8 standard
205	1/4 standard
300	3/8 standard
400	1/2 standard

Made to Order

Applicable tubing O.D.

Metric size		Inch size	
02	ø2	01	ø1/8"
23	ø3.2 <sup>±2</sup>	03	ø5/32"
04	ø4	07	ø1/4"
06	ø6	09	ø5/16"
08	ø8	11	ø3/8"
10	ø10	13	ø1/2"
12	ø12		

\* Use ø1/8" tube.

Lock nut option

Nil Hexagon lock nut  
J Round lock nut

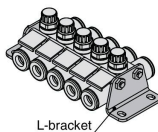


With One-touch fittings

## Options

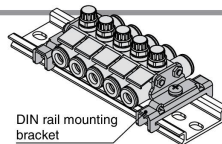
### L-bracket

Part no.	Applicable series
AS-12L	AS1002F-02
AS-10L	AS1002F
AS-20L	AS2002F
AS-25L	AS2052F
AS-30L	AS3002F
AS-40L	AS4002F



### DIN rail mounting bracket

Part no.	Applicable series
AS-10D	AS1002F
AS-20D	AS2002F
AS-25D	AS2052F
AS-30D	AS3002F
AS-40D	AS4002F



\* Bracket for AS1002F-02 is not available.

\* Prepare DIN rail by user.

### Part no. list of threaded stud kit for manifold

Model		4 stations	6 stations	8 stations	10 stations
Metric size	Inch size				
AS1002F-02	—	AS-31B	AS-32B	AS-33B	AS-34B
AS1002F-23	AS1002F-01	—	AS-33B	AS-34B	AS-36B
AS1002F-04	AS1002F-03	AS-32B	—	AS-35B	—
AS1002F-06	—	—	AS-34B	AS-36B	AS-37B
—	AS1002F-07	—	—	AS-35B	AS-38B
AS2002F-04	AS2002F-03	AS-32B	AS-34B	AS-36B	—
AS2002F-06	—	AS-32B	AS-34B	AS-36B	AS-37B
—	AS2002F-07	—	—	AS-36B	AS-38B
AS2052F-06	—	—	—	—	—
—	AS2052F-07	AS-41B	AS-42B	AS-44B	AS-45B
AS2052F-08	AS2052F-09	—	—	—	—
AS3002F-06	—	—	—	—	—
—	AS3002F-07	—	—	AS-45B	—
AS3002F-08	AS3002F-09	AS-42B	AS-44B	—	AS-47B
AS3002F-10	—	—	—	AS-46B	—
—	AS3002F-11	—	—	—	—
AS3002F-12	—	—	—	—	—
AS4002F-10	—	—	—	—	—
—	AS4002F-11	AS-43B	AS-45B	AS-47B	AS-48B
AS4002F-12	—	—	—	—	—
—	AS4002F-13	—	—	—	—

### Details of threaded stud kit for manifold

Part no.	Threaded stud		Accessories							
	Length	pcs.	Hexagon nut	pcs.	Flat washer	pcs.				
AS-31B	38	2	M3	4	M3	4				
AS-32B	62	2								
AS-33B	72	2								
AS-34B	90	2								
AS-35B	104	2								
AS-36B	114	2								
AS-37B	135	2								
AS-38B	140	2								
AS-41B	78	2					M4	4	M4	4
AS-42B	111	2								
AS-43B	119	2								
AS-44B	147	2								
AS-45B	179	2								
AS-46B	191	2								
AS-47B	236	2								
AS-48B	277	2								

\* Precautions when options are ordered

Threaded studs for manifold are not included when L-bracket and DIN rail mounting bracket are ordered. Please order them according to the number of stations.

Ex.) AS2002F-04 When connecting 4 pcs. and mounting L-brackets on both sides

- Speed controller AS2002F-04 ..... 4 pcs.
- L-bracket AS-20L ..... 2 pcs.
- Threaded stud kit for manifold AS-32B ..... 1 pc.