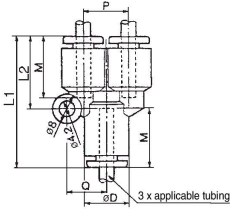


KG Series



Union "Y": KGU

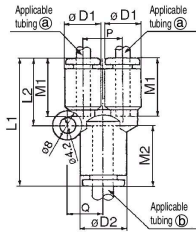


Applicable tubing O.D. (mm)	Model	Note) ϕD	L1	L2	P	Q	M	Effective area (mm ²)		Weight (g)
								Nylon	Urethane	
4	KGU04-00	10.4	34	18	10.4	9.7	16	4.2	4.2	7
6	KGU06-00	12.8	37	20	12.8	11.7	17	13.4	10.6	9
8	KGU08-00	15.2	42.5	24.5	15.2	13.7	18.5	25.6	17.7	11
10	KGU10-00	18.5	48	27.5	18.5	16.1	21	40	28.4	16
12	KGU12-00	20.9	51	30	20.9	18.1	22	57.4	45.4	23

Note) ϕD : Max. diameter



Different Diameter Union "Y": KGU

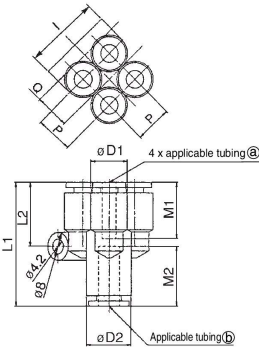


Applicable tubing O.D. (mm)		Model	Note) $\phi D1$	Note) $\phi D2$	L1	L2	P	Q	M1	M2	Effective area (mm ²)		Weight (g)
(a)	(b)										Nylon	Urethane	
4	6	KGU04-06	10.4	12.8	35	18	10.4	9.7	16	17	4.2	4.2	6
6	8	KGU06-08	12.8	15.2	39.5	20	12.8	11.7	17	18.5	13.4	10.6	11
8	10	KGU08-10	15.2	18.5	45	24.5	15.2	13.7	18.5	21	25.6	17.7	18
10	12	KGU10-12	18.5	20.9	49	27.5	18.5	16.1	21	22	40	28.4	27

Note) $\phi D1, \phi D2$: Max. diameter



Different Diameter Double Union "Y": KGU

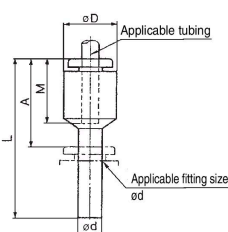


Applicable tubing O.D. (mm)		Model	Note) $\phi D1$	Note) $\phi D2$	L1	L2	P	I	Q	M1	M2	Effective area (mm ²)		Weight (g)
(a)	(b)											Nylon	Urethane	
4	6	KGD04-06	10.4	12.8	35.5	18.2	10.4	21	9.7	16	17	4.2	4.2	10
6	8	KGD06-08	12.8	15.2	40.5	20.3	12.8	26	11.7	17	18.5	13.4	10.6	17

Note) $\phi D1, \phi D2$: Max. diameter



Plug-in Reducer: KGR



Applicable tubing O.D. (mm)	Applicable fitting size ϕd	Model	ϕD ⁽¹⁾	L	A	M	Effective area ⁽²⁾ (mm ²)		Weight (g)	
							Nylon	Urethane		
4	6	KGR04-06	10.4	34.5	17.5	16	5.6	4	1.8	
	8	KGR04-08		36.5	18				2.0	
	10	KGR04-10		39.5	18.5				3.3	
6	4	KGR06-04	12.8	37	21	17	13.1	10.4	4	
	8	KGR06-08		37	18.5				3	
	10	KGR06-10		39.5	20				3	
	12	KGR06-12		42	20				4.7	
8	10	KGR08-10	15.2	41	20	18.5	26.1	18.0	4.0	
	12	KGR08-12		42					20	4.6
	16	KGR08-16		50.5					25.5	42
10	12	KGR10-12	20.9	44.5	23	21	41.5	32.8	33	
	16	KGR10-16		50.5	25.5				(29.5)	42
12	16	KGR12-16	20.9	50.5	25.5	22	58.3	(46.1)	37	

Note 1) ϕD : Max. diameter

Note 2) (): Values for soft nylon.