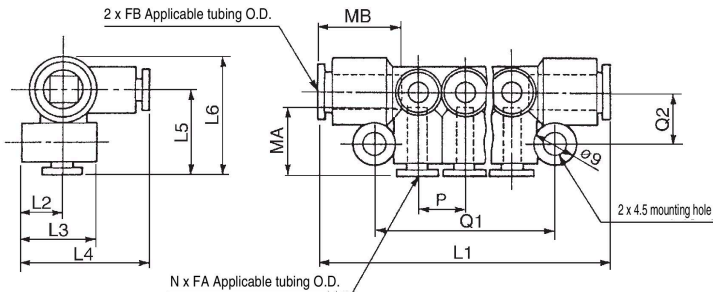


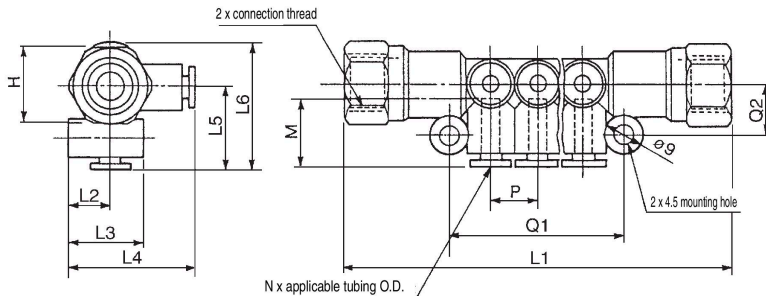
# KRM Series

## Dimensions: KRM11



Applicable tubing O.D. (mm)		Model	N	L1	L2	L3	L4	L5	L6	P	Q1	Q2	MA	MB	Port B Min. bore	Weight (g)
FA	FB															
6	10	KRM11-06-10-6	6	76	10	19.5	31.5	21.5	31	13	47	13.5	17	21	7.5	29
		KRM11-06-10-10	10	102							73					39
8	12	KRM11-08-12-6	6	85	11.5	22.5	35.5	24	34.5	15.5	55	14.7	18.5	22	9	41
		KRM11-08-12-10	10	116							86					57

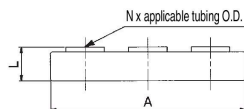
## Dimensions: KRM12



Applicable tubing O.D. (mm)	Connection thread Rc	Model	N	H (width across flats)	L1	L2	L3	L4	L5	L6	P	Q1	Q2	M	Port B Min. bore	Weight (g)
6	1/4															
		KRM12-06-02-10	10	125	73	91										
8	3/8	KRM12-08-03-6	6	19	108	11.5	22.5	35.5	24	34.5	15.5	55	14.7	18.5	9	97
		KRM12-08-03-10	10		139							86				112

## Spatter Cover 3: KRMC (Applicable: FR soft nylon)

Applicable tubing O.D. (mm)	N	Model	L	A	Weight (g)
6	6	KRMC-06-6	40.5	7	2.5
	10	KRMC-06-10	66.5	7	4
8	6	KRMC-08-6	48	8	3
	10	KRMC-08-10	79	8	4.5



Refer to page 280 for spatter cover 1 and 2.