

3.0 MPa Maximum Supply Pressure



High Pressure Electro-Pneumatic Regulator



# ITVH2000 Series

## How to Order

ITVH2020-01□2□S□

Set pressure range

2	0.2 to 2.0 MPa
---	----------------

Power supply voltage

0	24 VDC
---	--------

Input signal

0	Current type 4 to 20 mA DC
1	Current type 0 to 20 mA DC
2	Voltage type 0 to 5 VDC
3	Voltage type 0 to 10 VDC
40	4 points preset input type

Monitor output

Nil	None (Preset input only)
1	Analog output 1 to 5 VDC
2	Switch output/NPN output
3	Switch output/PNP output
4	Analog output 4 to 20 mA DC (Sink type)

Pipe thread type

Nil	Rc
N	NPT
F	G (Note)

(Note) Complies with ISO1179-1 (2007).

Port size

2	1/4
3	3/8



(Note) EXH port: 1/4  
Built-in regulator EXH port: M5  
Solenoid valve EXH port: M5

Pressure display unit



Nil	MPa
2 (Note)	kgf/cm <sup>2</sup>
3	bar
4 (Note)	psi

(Note) Under Japan's new Measurement Act, this is only for overseas sales (SI units are to be used inside Japan).

Cable connector type

	Straight type 3 m
S	
	Right angle type 3 m
L	
N	Without cable connector

Bracket\*

Nil	Without bracket
	Flat bracket
B	
	L-bracket
C	

\* Bracket is included.

ARJ

AR425 to 935

ARX

AMR

ARM

ARP

IR□-A

IR

IRV

VEX

SRH

SRP

SRF

ITV

IC

ITVH

ITVX

PVQ

VY1

VBA

VBAT

AP100