

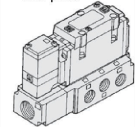
# 5 Port Pilot Operated Solenoid Valve Metal Seal, Plug-in/Non Plug-in **VFS3000 Series**



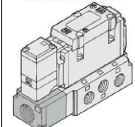
## How to Order

**Body type**

**O:** Plug-in type sub-plate



**F:** Plug-in type conduit terminal



**Porting specifications**

**Nil** Side ported  
**B\*** Bottom ported  
\* Semi-standard

**Port size**

Nil	Without sub-plate
02	1/4
03	3/8

\* For bottom ported, 1/4 is only available.

**Thread type**

Nil	Rc
N*	NPT
T*	NPTF
F*	G

\* Semi-standard

**CE-compliant**

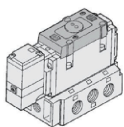
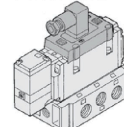
Nil	—
Q	CE-compliant

**Option**

Nil	None
Z	With light/surge voltage suppressor

**Electrical entry**

**E:** Grommet terminal  
**D:** DIN terminal  
**DO:** DIN terminal without connector

**Plug-in** VFS3 1 0 0 - 1 F - - - 02 - -

**Non plug-in** VFS3 2 1 1 - 2 D - - - 02 - -

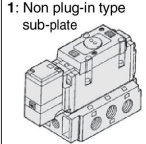
**Symbol**

1 2 position single (A)4 2(B) 5 1 3 (R1)(P)(R2)	5 3 position pressure center (A)4 2(B) 5 1 3 (R1)(P)(R2)
2 2 position double (A)4 2(B) 5 1 3 (R1)(P)(R2)	6 3 position double check (A)4 2(B) 5 1 3 (R1)(P)(R2)
3 3 position closed center (A)4 2(B) 5 1 3 (R1)(P)(R2)	
4 3 position exhaust center (A)4 2(B) 5 1 3 (R1)(P)(R2)	

\* Reverse pressure: Can be used by external pilot specifications.

**Body type**

**1:** Non plug-in type sub-plate



**Body Option**

0	Standard
1*	Direct manual override

\* Semi-standard

**Coil rated voltage**

1	100 VAC, 50/60 Hz
2	200 VAC, 50/60 Hz
3*	110 to 120 VAC, 50/60 Hz
4*	220 VAC, 50/60 Hz
5	24 VDC
6*	12 VDC
7*	240 VAC, 50/60 Hz

\* Semi-standard  
For other rated voltages, please consult with SMC.


**Pilot type**

Nil	Internal pilot
R*	External pilot


\* Semi-standard

**Pilot valve Manual override**


**Nil:** Non-locking push type (Flush)




**A\*:** Non-locking push type (Extended)



**B\*:** Locking type (Tool required)



**C\*:** Locking type (Lever)



\* Semi-standard

- SV
- SYJ
- SZ
- VF
- VP4
- VQ 1/2
- VQ 4/5
- VQC 1/2
- VQC 4/5
- VQZ
- SQ
- VFS
- VFR
- VQ7

## How to Order Pilot Valve Assembly

SF4 - 1 F - 30

**Coil rated voltage**

Symbol	Rated voltage
1	100 VAC, 50/60 Hz
2	200 VAC, 50/60 Hz
3*	110 to 120 VAC, 50/60 Hz
4*	220 VAC, 50/60 Hz
5	24 VDC
6*	12 VDC
7*	240 VAC, 50/60 Hz

\* Semi-standard  
For other rated voltages, please consult with SMC.  
\*\* Refer to page 1010 for voltage conversion.

**Manual override**

Symbol	Manual override
Nil	Non-locking push type (Flush)
A*	Non-locking push type (Extended)
B*	Locking type (Tool required)
C*	Locking type (Lever)

\* Semi-standard

