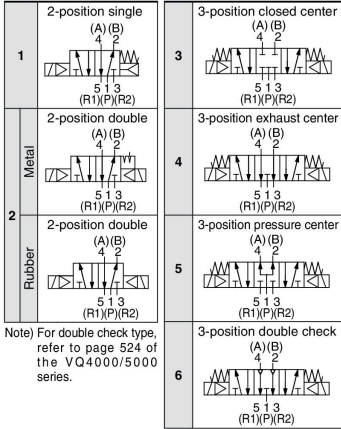




How to Order Valves

Plug-in

VQC5 1 0 0 - 5 1 -



Thread type

Nil	Rc
N	NPT
T	NPTF
F	G

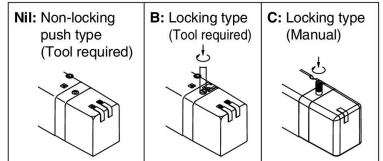
Port size

Nil	Without sub-plate (For manifold)
04	1/2

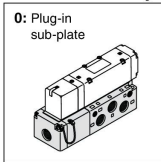
Porting specifications

Nil	Side ported
B	Bottom ported

Manual override



Body



Seal

0	Metal seal
1	Rubber seal

Function

Nil (Note 1)	Standard (0.95 W)
Y	Low wattage type (0.4 W)
R (Note 2)	External pilot

Note 1) When the power is energized continuously, refer to "Specific Product Precautions 1" on page 680.  
 Note 2) For details about external pilot type, refer to page 527 of the VQ4000/5000 series. In addition, external pilot type cannot be combined with a double check spacer.  
 Note 3) When multiple symbols are specified, indicate them alphabetically.

Light/Surge voltage suppressor

Nil	Yes
E	Without light, with surge voltage suppressor

Coil voltage

5	24 VDC
6	12 VDC

SV

SYJ

SZ

VF

VP4

VQ 1/2

VQ 4/5

VQC 1/2

VQC 4/5

VQZ

SQ

VFS

VFR

VQ7



[Option]

How to Order Sub-plates

VQ5000 - PW - 04 -

Porting specifications

Nil	Side ported
B	Bottom ported

CE-compliant

Nil	-
Q	CE-compliant

Port size

04	1/2
----	-----

Note) For bottom ported, port size is 1/2 only.

Thread type

Nil	Rc
N	NPT
T	NPTF
F	G

Replacement of pilot valve assembly (Voltage)

Refer to page 678 for pilot valve assembly part numbers.  
 Refer to page 681 for replacement method.