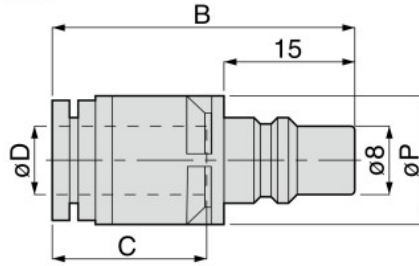


15 series Plug

CPP15 Straight Tube Plug

CAD

RoHS compliant



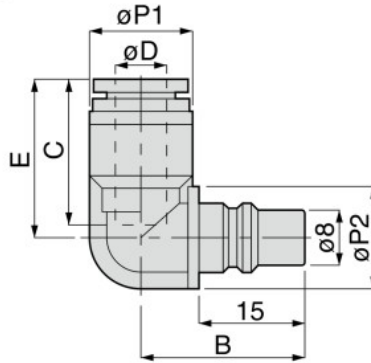
Unit : mm

Model code	Tube O.D. øD	B	øP	Tube end C	Weight (g)	Effective area (mm ²)	CAD file name
CPP15-6□	6	32.8	15	17	5	11	TFLC-003
CPP15-8□	8	34.7	15	18.1	6	24	
CPP15-10□	10	38.5	18	20.2	10	23	

CPP15 Elbow Tube Plug

CAD

RoHS compliant



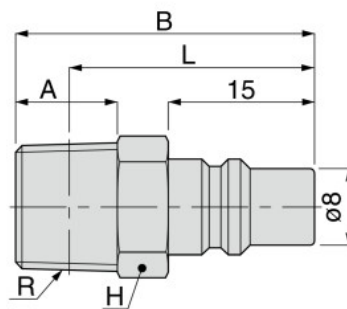
Unit : mm

Model code	Tube O.D. øD	B	øP1	øP2	Tube end C	E	Weight (g)	Effective area (mm ²)	CAD file name
CPP15L-6□	6	22.5	13	15	17	21.3	6	10	TFLC-003
CPP15L-8□	8	23.5	15	15	18.1	23.2	7	18	
CPP15L-10□	10	25	18	18	20.2	27	11	18	

CPP15 Screw Plug

CAD

RoHS compliant



Unit : mm

Model code	R	A	B	L	Hex. H	Weight (g)	有効断面積 (mm ²)	CAD file name
CPP15-01	R1/8	8	29	25	14	14	23	TFLC-003
CPP15-02	R1/4	11	32	26	14	20	25	
CPP15-03	R3/8	12	33	26.7	17	33	23	

* . "L" is a reference value for height dimension after tightening thread.