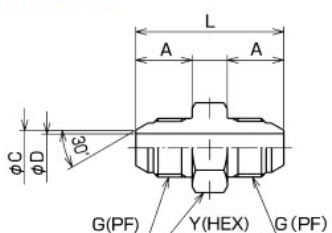


[Interconnection type] (with 30° male seat)

150

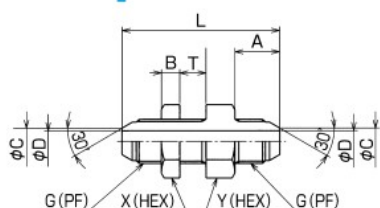


Part No.	G	A	C	D	L	Y (HEX)	Weight (g)
150-02-02	1/8	12	4.5	3.0	31	14	15
150-04-04	1/4	14	7.5	5.5	36	19	50
150-06-06	3/8	16	10.0	8.0	42	22	75
150-08-08	1/2	19	13.0	11.0	48	27	85
150-12-12	3/4	21	19.0	16.0	54	36	160
150-16-16	1	23	25.0	22.0	59	41	230

■ Material : steel

Hose couplings : SE, SLE, SE45, SE90, AE45, AE90, CE, E

020 panel touch



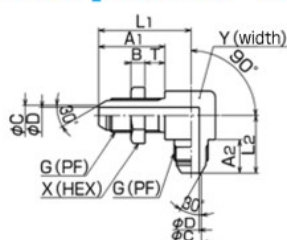
Part No.	G	A	B	C	D	L	T (max. panel thickness)	X (HEX)	Y (HEX)	Mounting nut	Weight (g)
★ 020-04-04-001	1/4	14	7.0	7.5	5	54	10	22	22	NP04	75
★ 020-06-06-001	3/8	17	7.0	10.0	8	60	10	24	24	NP06	105
★ 020-08-08-001	1/2	19	10.0	13.0	11	71	10	30	30	NP08	190
★ 020-12-12-001	3/4	21	10.0	19.0	16	79	10	41	41	NP012	365
★ 020-16-16-001	1	23	12.0	25.0	22	87	10	46	46	NP016	505

■ Material : steel

★ Made-to-order

Hose couplings : SE, SLE, SE45, SE90, AE45, AE90, CE, E

025 panel touch



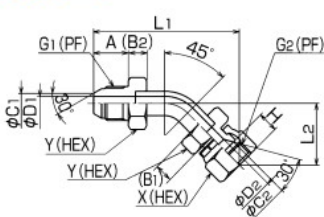
Part No.	G	A ₂	B	C	D	L ₁	L ₂	T (max. panel thickness)	X (HEX)	Y (width)	Mounting nut	Weight (g)
★ 025-04-04	1/4	32	15	7.0	7.0	5.5	45	26	10	22	NP04	125
★ 025-06-06	3/8	33	16	7.0	10.0	8.0	46	29	10	24	NP06	160
★ 025-08-08	1/2	40	19	10.0	13.0	11.0	59	35	10	30	NP08	320

■ Material : steel

★ Made-to-order

Hose couplings : SE, SLE, SE45, SE90, AE45, AE90, CE, E

064



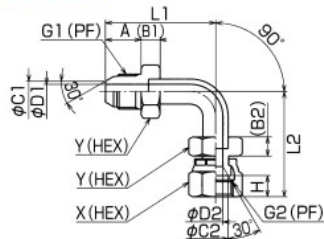
Part No.	G ₁	G ₂	A	B ₁	B ₂	C ₁	C ₂	D ₁	D ₂	H	L ₁	L ₂	X (HEX)	Y (HEX)	Pipe size	Weight (g)
★ 064-04	1/4	1/4	15	8.5	8.5	9.0	9.0	5.0	5.0	8.0	63	26	19	19	φ10x2	85
★ 064-06	3/8	3/8	17	9.0	9.0	12.0	12.0	7.0	7.0	9.5	72	30	22	22	φ12x2	120
★ 064-08	1/2	1/2	20	9.5	9.5	15.5	15.5	10.0	10.0	12.5	82	32	27	27	φ15x2.5	200
★ 064-12	3/4	3/4	21	11.0	10.5	19.0	21.0	16.0	16.0	13.5	95	40	36	36	φ20x2.5	350
★ 064-16	1	1	23	12.5	12.5	28.0	28.0	21.5	21.5	16.5	108	47	41	41	φ28x3.5	515

■ Material : steel

★ Made-to-order

Hose couplings : SE, SLE, SE45, SE90, AE45, AE90, CE, E

069



Part No.	G ₁	G ₂	A	B ₁	B ₂	C ₁	C ₂	D ₁	D ₂	H	L ₁	L ₂	X (HEX)	Y (HEX)	Pipe size	Weight (g)
★ 069-04	1/4	1/4	15	8.5	8.5	7.0	9.0	5.0	5.0	8.0	46	45	19	19	φ10x2	90
★ 069-06	3/8	3/8	17	9.0	9.0	10.0	12.0	7.0	7.0	9.5	53	50	22	22	φ12x2	125
★ 069-08	1/2	1/2	20	9.5	9.5	13.0	15.5	10.0	10.0	12.5	62	55	27	27	φ15x2.5	205
★ 069-12	3/4	3/4	21	11.0	10.5	19.0	21.0	16.0	16.0	13.5	74	76	36	36	φ20x2.5	375
★ 069-16	1	1	23	12.0	12.5	25.0	28.0	21.5	21.5	16.5	83	87	41	41	φ28x3.5	565

■ Material : steel

★ Made-to-order

Hose couplings : SE, SLE, SE45, SE90, AE45, AE90, CE, E