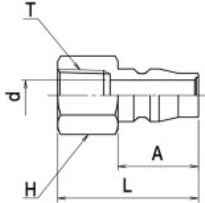


Product models & dimensions

Plug




FP Series

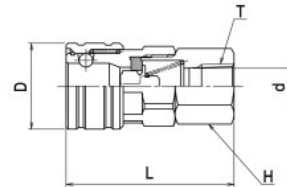


Model	L (MM)	A (MM)	d (MM)	E (MM)	T	H (MM)	Weight (g)		
							Steel	304	BS
FP - 02	36	20	7.5	13	Rc 1/4	HEX. 17	28	28	30
FP - 03	38	20	7.5	15	Rc 3/8	HEX. 21	40	37	40
FP - 04	41	20	7.5	15	Rc 1/2	HEX. 29	81	83	51
FP - 004	41.5	23.5	12.5	15	Rc 1/2	HEX. 29	100	86	87
FP - 006	45	23.5	12.5	17	Rc 3/4	HEX. 35	118	94	126
FP - 008	54	23.5	12.5	22	Rc 1	HEX. 41	215	133	209

Socket



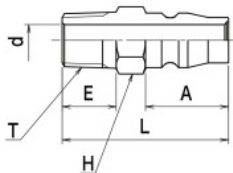
FS Series



Model	L (MM)	D (MM)	E (MM)	T	H (MM)	d (MM)	Weight (g)		
							Steel	304	BS
FS - 02	50.5	25	13	Rc 1/4	HEX. 19	9	97	89	95
FS - 03	52.5	25	15	Rc 3/8	HEX. 21	9	101	92	97
FS - 04	55.5	25	15	Rc 1/2	HEX. 29	9	139	135	144
FS - 004	59	35	15	Rc 1/2	HEX. 29	15	222	217	233
FS - 006	62	35	17	Rc 3/4	HEX. 35	16	270	232	281
FS - 008	65	35	22	Rc 1	HEX. 41	17	321	280	358

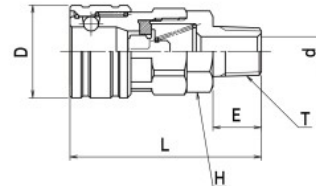
MP Series

Male thread connection



Model	L (MM)	A (MM)	d (MM)	E (MM)	T	H (MM)	Weight (g)		
							Steel	304	BS
MP - 01	38	20	5	11	R 1/8	HEX. 14	21	-	23
MP - 02	40	20	7.5	13	R 1/4	HEX. 14	25	25	27
MP - 03	40	20	7.5	13	R 3/8	HEX. 17	34	45	40
MP - 04	46	20	7.5	17	R 1/2	HEX. 21	64	70	76
MP - 004	47.5	23.5	12.5	16	R 1/2	HEX. 21	63	62	75
MP - 006	51	23.5	12.5	17.5	R 3/4	HEX. 27	114	144	125
MP - 008	54	23.5	12.5	20.5	R 1	HEX. 35	141	176	199

MS Series

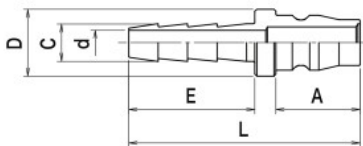


Model	L (MM)	D (MM)	d (MM)	E (MM)	T	H (MM)	Weight (g)		
							Steel	304	BS
MS - 02	55.5	25	7	13	R 1/4	HEX. 19	98	82	86
MS - 03	55.5	25	8	13	R 3/8	HEX. 19	104	87	92
MS - 04	59.5	25	9	17	R 1/2	HEX. 21	120	106	144
MS - 004	64	35	13	17	R 1/2	HEX. 29	213	210	228
MS - 006	65	35	16	18	R 3/4	HEX. 29	229	231	254
MS - 008	69	35	16	20	R 1	HEX. 35	284	273	312

Note for MS - 04 (BSBM) = 22mm

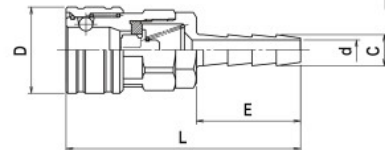
HP Series

Hose connection



Model	L (MM)	A (MM)	D (MM)	C (MM)	d (MM)	E (MM)	Weight (g)		
							Steel	304	BS
HP - 02	57	20	16	9	5	30	24	24	28
HP - 03	61	20	16	11.3	7.5	34	29	29	31
HP - 04	63	20	18	15	9	36	38	38	42
HP - 004	67.5	23.5	22	15	9	36	71	62	70
HP - 006	76.5	23.5	30	21	13	45	125	116	122
HP - 008	86.5	23.5	30	27	18.5	55	154	156	169

HS Series



Model	L (MM)	D (MM)	C (MM)	d (MM)	E (MM)	Weight (g)		
						Steel	304	BS
HS - 02	72.5	25	9	5	30	99	80	84
HS - 03	76.5	25	11.3	7.5	34	102	83	88
HS - 04	78.5	25	15	9	36	114	112	100
HS - 004	84	35	15	9	36	226	217	233
HS - 006	92	35	21	13	45	260	260	264
HS - 008	102	35	27	19	55	279	293	318

Note for HS - 006 (SUS) d is 13mm

Ordering information

① Connection type

M	Male thread
F	Female thread
H	Hose connection

③ Size

01	1/8
02	1/4
03	3/8
04	1/2
004	1/2
006	3/4
008	1

M S 02 - SS - N

① ② ③ ④ ⑤

④ Body material

SS	Steel
BS	Brass
304	Stainless steel

⑤ Seal material

N	Nitrile butadiene rubber
V	Fluorine rubber

② Type

S	Socket
P	Plug