

CURL HOSE

Straight HOSE

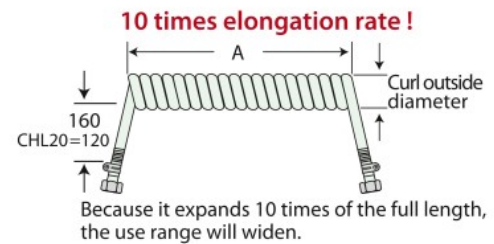


Straight HOSE specification

Part number	Straight Portion A(mm)	Weight (g)	Curl outside diameter (φ mm)	Operating range (m)	Burst pressure (MPa)	Working pressure (MPa)	Inner Diameter× Outside Diameter (MPa)	Hose coupling	Carved seal No.
UH2	2,000	140			2.6	Up to 0.7	5×8	G1/4 Female thread	
UH3	3,000	180							
UH5	5,000	250							
UH7	7,000	340							
UH10	10,000	460							

Thickly rolled Curl hose

CHL type CURL HOSE

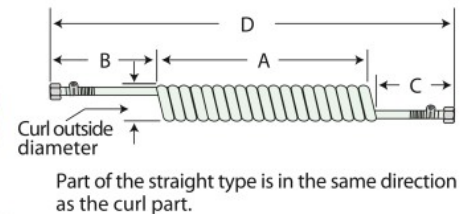


CHL type CURL HOSE specification

Part number	Straight Portion A(mm)	Weight (g)	Curl outside diameter (φ mm)	Operating range (m)	Burst pressure (MPa)	Working pressure (MPa)	Inner Diameter× Outside Diameter (MPa)	Hose coupling	Carved seal No.
CHL20	200	200	56	about 2.0	2.6	Up to 0.7	5×8	G1/4 Female thread	L2
CHL30	300	270		about 3.0					L3
CHL40	400	340		about 4.0					L4
CHL50	500	400		about 5.0					L5
CHL60	600	450		about 6.0					L6

Urethane air hose

SE type CURL HOSE

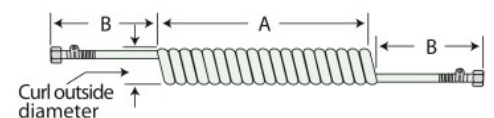


SE type CURL HOSE specification

Part number	Straight Portion(mm)				Weight (g)	Curl outside diameter (φ mm)	Operating range (m)	Burst pressure (MPa)	Working pressure (MPa)	Inner Diameter× Outside Diameter (MPa)	Hose coupling	note	Carved seal No.
	A	B	C	D									
SE30	300	100	100	500	100	28	about 1.0	2.6	Up to 0.7	5×8	G1/4 Female thread	Both ends spring	E3
SE40	400	200	100	700	190		about 1.5						E4
SE50	500	230	100	830	220		about 2.0						E5
SE60	600	230	100	930	250		about 2.5						E6
SE70	700	230	100	1,030	280		about 3.0						E7
SE80	800	230	100	1,130	310		about 3.5						E8

Urethane air hose

GS type CURL HOSE



GS type CURL HOSE specification

Part number	Straight Portion(mm)		Weight (g)	Curl outside diameter (φ mm)	Operating range (m)	Working pressure (MPa)	Inner Diameter× Outside Diameter (MPa)	Hose coupling	Carved seal No.
	A	B							
GS650	650	160	360	39	about 2.0	Up to 0.7	6.5×10	G1/4 Female thread	S65
GS750	750	160	410		about 2.5				S75
GS850	850	160	450		about 3.0				S85
GS950	950	160	510		about 3.5				S95