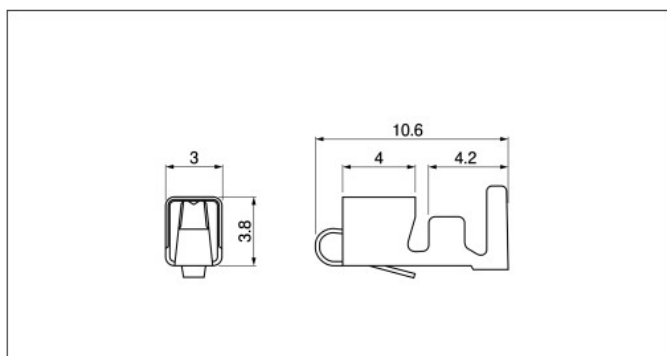


VH CONNECTOR (High box type)

Contact



Model No.	Applicable wire		Insulation O.D. (mm)	Q'ty/reel
	mm ²	AWG #		
SVH-21T-P1.1	0.33 to 0.83	22 to 18	1.7 to 3.0	4,500
*SVH-41T-P1.1	0.5 to 1.25	20 to 16	1.7 to 3.0	3,500

Material and Finish

Phosphor bronze, tin-plated (reflow treatment)

RoHS2 compliance

Note: 1. *The current rating when combining with single circuit is 10 A AC/DC (AWG #16.)

2. When using retainer mountable type housing, applicable wire's insulation O. D. shall be 1.7 to 2.2 mm.

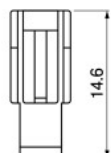
Contact	Crimping machine	Applicator		
		Crimp applicator	Dies	Crimp applicator with dies
SVH-21T-P1.1	AP-K2N	MKS-L	MK/SVH-21-11	APLMK SVH21-11
SVH-41T-P1.1			MK/SVH-41-11	APLMK SVH41-11

Note: Contact JST for fully automatic crimping applicator.

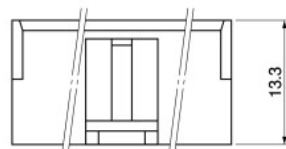
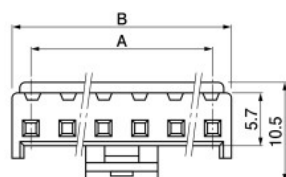
Housing

N Type

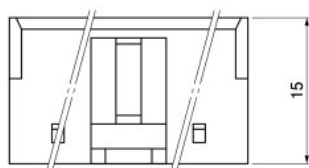
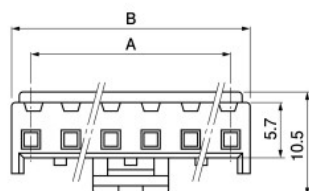
<Single circuit>



<2 to 8 circuits>



Retainer mountable type



No. of circuits	Model No.		Dimensions (mm)		Q'ty/bag
	N type	Retainer mountable type	A	B	
1	VHR-1N	—	—	—	1,000
2	VHR-2N	—	3.96	7.86	1,000
3	VHR-3N	VHRR-3N	7.92	11.82	*
4	VHR-4N	—	11.88	15.78	1,000
5	VHR-5N	VHRR-5N	15.84	19.74	*
6	VHR-6N	—	19.80	23.70	500
7	VHR-7N	VHRR-7N	23.76	27.66	500
8	VHR-8N	VHRR-8N	27.72	31.62	500

Material and Finish

PA 6, UL94V-0, natural (white)

RoHS2 compliance

* N type ; 1,000 Retainer mountable type ; 500