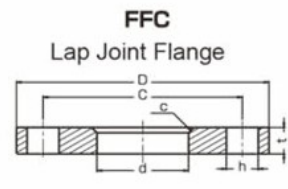
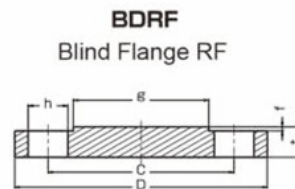
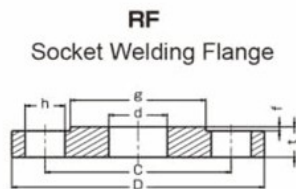
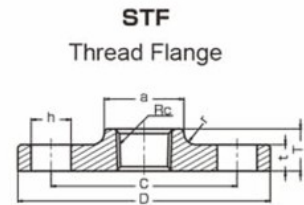
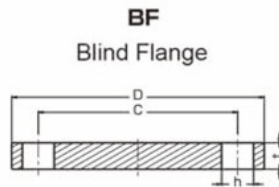
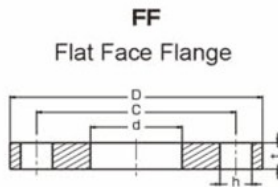


JIS Standard Flange Dimensions Sheet

10k Flange



Remark: d&c are Inoc's standard dimensions.

Unit:mm

Nominal bore		Outside diam D	Inside diam d	Thickness		Flat seat		Rc	a	T	r	c	Connection			
A	B			Besides BF t	BF t	g	f						C	h	No of bolt holes	Bolt size
10	3/8	90	17.8	12	12	46	1	-	-	-	-	-	65	15	4	M12
15	1/2	95	22.2	12	12	51	1	Rc 1/2	27	16	4	3	70	15	4	M12
20	3/4	100	27.7	14	14	56	1	Rc 3/4	33	20	4	4	75	15	4	M12
25	1	125	34.5	14	14	67	1	Rc1	41	20	4	4	90	19	4	M16
32	1 1/4	135	43.2	16	16	76	2	Rc1 1/4	50	22	4	5	100	19	4	M16
40	1 1/2	140	49.1	16	16	81	2	Rc1 1/2	56	24	4	5	105	19	4	M16
50	2	155	61.1	16	16	96	2	Rc2	69	24	4	5	120	19	4	M16
65	2 1/2	175	77.1	18	18	116	2	Rc2 1/2	86	27	4	6	140	19	4	M16
80	3	185	90.0	18	18	126	2	Rc3	99	30	4	6	150	19	8	M16
90	3 1/2	195	102.6	18	18	136	2	-	-	-	-	-	160	19	8	M16
100	4	210	115.4	18	18	151	2	Rc4	127	36	4	6	175	19	8	M16
125	5	250	141.2	20	20	182	2	-	-	-	-	6	210	23	8	M20
150	6	280	166.6	22	22	212	2	-	-	-	-	6	240	23	8	M20
200	8	330	218.0	22	22	262	2	-	-	-	-	6	290	23	12	M20
250	10	400	269.5	24	24	324	2	-	-	-	-	-	355	25	12	M22
300	12	445	321.0	24	24	368	3	-	-	-	-	-	400	25	16	M22
350	14	490	358.1	26	26	413	3	-	-	-	-	-	445	25	16	M22
400	16	560	409.0	28	28	475	3	-	-	-	-	-	510	27	16	M24
450	18	620	460.0	30	30	530	3	-	-	-	-	-	565	27	20	M24
500	20	675	511.0	30	30	585	3	-	-	-	-	-	620	27	20	M24
550	22	745	562.0	32	34	640	3	-	-	-	-	-	680	33	20	M30
600	24	795	613.0	32	36	690	3	-	-	-	-	-	730	33	24	M30