

CX 01 YF/YM 1 pole 200A - 1000V

The modular inserts must be installed in suitable frames, which are then mounted in traditional enclosures* or in COB panel supports.

frames for modular units*

page: 317

modular units, crimp connections



200A silver plated crimp contacts heat shrink tube



* enclosures: housings or high construction hoods

description

part No.

part No

without contacts (to be ordered separately)
female inserts for female contacts
male inserts for male contacts

CX 01 YF
CX 01 YM

200A female crimp contacts
16 mm² AWG 6 one groove (back side)
25 mm² AWG 4 with no grooves
35 mm² AWG 2 one groove
50 mm² AWG 1 two grooves
70 mm² AWG 2/0 with no grooves

CYFA 16
CYFA 25
CYFA 35
CYFA 50
CYFA 70

silver plated

200A male crimp contacts
16 mm² AWG 6 one groove (back side)
25 mm² AWG 4 with no grooves
35 mm² AWG 2 one groove
50 mm² AWG 1 two grooves
70 mm² AWG 2/0 with no grooves

CYMA 16
CYMA 25
CYMA 35
CYMA 50
CYMA 70

heat shrink tube for CYFA/CYMA 16 contacts or for conductor with total external Ø < 10 mm

CR TT

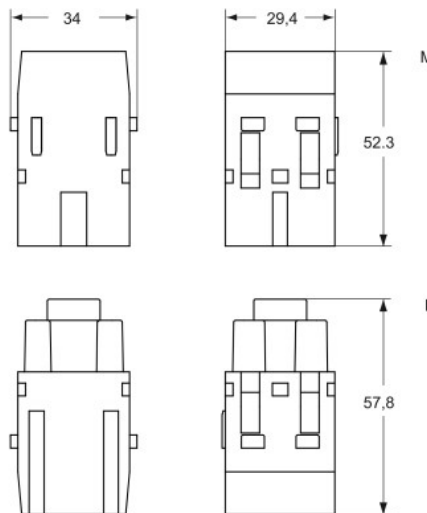
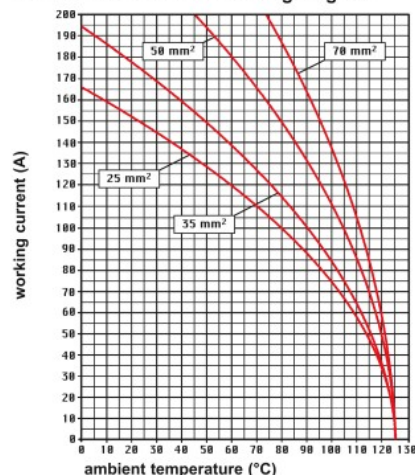
- characteristics according to EN 61984:

200A 1000V 8kV 3
200A 920/1600V 8kV 2

- cULus (UL for USA and Canada), SIB, CEC, DNV

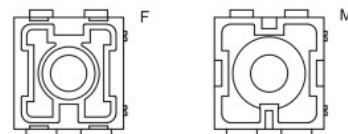
- BUREAU VERITAS ERI certified
- rated voltage according to UL/CSA: 600V
- insulation resistance: ≥ 10 GΩ
- ambient temperature limit: -40 °C ... +125 °C
- made of self-extinguishing thermoplastic resin UL 94V-0
- mechanical life: ≥ 500 cycles
- contact resistance: ≤ 0,2 mΩ
- **it is recommended to crimp the contacts with crimping tools homologated by ILME** (please see the crimping tool section 200A contacts, CYF and CYM series) on pages 708 - 741
- for max. current load see the connector inserts derating diagram below; for more information see page 28

CX 01 Y, 1 pole connector inserts (MIXO 200A)
Maximum current load derating diagram

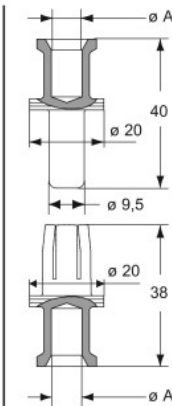


contacts side (front view)

side with reference arrow ▲



- 2 frame slots



CYF and CYM contacts

conductor section ø A (mm ²)	conductor slot (mm)	conductor stripping length (mm)
16	6,1	15
25	7,0	15
35	8,2	15
50	9,8	15
70	11,8	15