

Steel Tool Boxes

For cylinder locks, see p. 2-876 to 884

The number next to the logo mark indicates items in stock for each brand.

Tool Boxes

TRUSCO




Stock 38,650 Items

2-Stage Tool Box

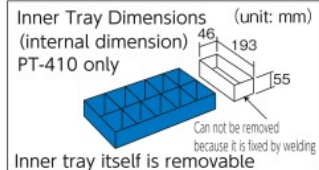
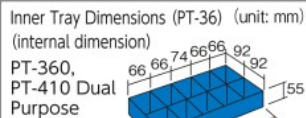


Com Drawing



Cylinder lock 2500-25 installable (sold separately)

- Features**
- The inside is equipped with an inner tray (PT-36) at the top, and the tool can be stored at the bottom.
 - One side opening and closing type.
- Materials**
- Main Body: Steel
 - Inner Tray: Polypropylene (PP)
- Accessories**
- Inner Tray (PT-36)
- Origin**
- Japan



Order Unit: 1 Piece

PT-410

(Price revision date: Jan, 2015) TRUSCO NAKAYAMA CORPORATION

Steel Tool Boxes

Stainless Tool Boxes

Partition Boxes

Plastic Tool Boxes

System Boxes

Order Code	Item No.	Price (per piece)	MSRP (per piece)	Color	Outer Dimension (mm) W x D x H	Effective Inner Dimension (mm) W x D x H	Cylinder Lock (sold separately)	SPQ (piece)	Weight (kg)
120-0771	PT-360	¥4,378	¥4,730	Blue	360 x 204 x 206	354 x 200 x 93	Installable	6	2.4
120-0780	PT-410	¥4,925	¥5,320	Blue	410 x 204 x 206	404 x 200 x 93	Installable	6	2.7



PT-36 (inner tray)

Order Unit: 1 Piece

Inner Tray Features • Small parts are easier to take out because the bottom is rounded.

(Price revision date: Jan, 2015)

Order Code	Item No.	Price (per piece)	MSRP (per piece)	Color	Outer Dimension (mm) W x D x H	SPQ (piece)	Weight (g)
120-0798	PT-36	¥703	¥760	Blue	350 x 195 x 55	20	320

Contact us:0120-509-849 <http://www.orange-book.com/>

Attache Cases

Parts Cases

Tool Boxes

In-Car Tool Boxes

Aluminum Cases

Protector Tool Cases

TRUSCO



Stock 38,650 Items

2-Stage Tool Box



Com Drawing



ST-3500-B

Cylinder lock 2500-30L installable (sold separately)

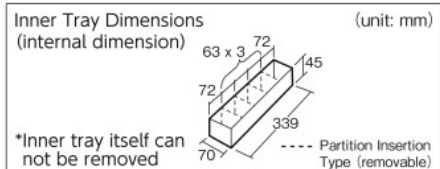


ST-350-B

- Features**
- Parts partition of the upper stage can be removed and moved.
 - Double-opening and closing type.
- Specs**
- With inner tray (sliding type)
- Materials**
- Main Body, Inner Tray: Steel
- Accessories**
- Partition Panel
- Origin**
- Japan



When opening



Order Unit: 1 Piece

(Price revision date: Jan, 2015) TRUSCO NAKAYAMA CORPORATION

Order Code	Item No.	Price (per piece)	MSRP (per piece)	Color	Outer Dimension (mm) W x D x H	Effective Inner Dimension (mm) W x D x H	Cylinder Lock (sold separately)	SPQ (piece)	Weight (kg)
120-1140	ST-3500-B	¥4,721	¥5,100	Blue	350 x 160 x 260	348 x 158 x 103	Installable	6	2.8
120-1123	ST-350-B	¥3,943	¥4,260	Blue	350 x 160 x 215	348 x 158 x 103	Installable	9	2.6

Contact us:0120-509-849 <http://www.orange-book.com/>

TRUSCO



Stock 38,650 Items


2-Stage Tool Box



Com Drawing



Cylinder lock 2500-30L installable (sold separately)

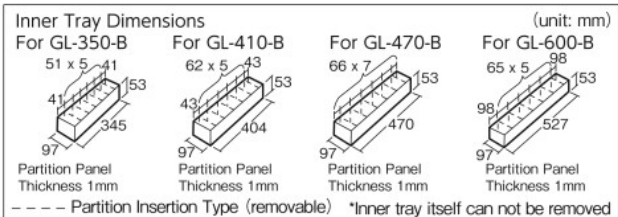


GL-350-B



Only GL-600-B, casters standard equipment is installed by customer

- Features**
- All corners are rounded, the design is friendly to users.
 - A tool box of large capacity and durable double-opening type.
 - Parts partition of the inner tray can be removed and moved.
- Specs**
- With inner tray (sliding type)
- Materials**
- Main Body, Inner Tray: Steel
- Accessories**
- Partition Panel
- Origin**
- Japan



Order Unit: 1 Piece

(Price revision date: Jan, 2015) TRUSCO NAKAYAMA CORPORATION

Order Code	Item No.	Price (per piece)	MSRP (per piece)	Color	Outer Dimension (mm) W x D x H	Effective Inner Dimension (mm) W x D x H	Cylinder Lock (sold separately)	SPQ (piece)	Weight (kg)
121-3539	GL-350-B	¥ 6,063	¥ 6,550	Blue	357 x 227 x 289	350 x 218 x 108	Installable	4	3.9
121-3547	GL-410-B	¥ 7,406	¥ 8,000	Blue	417 x 227 x 289	410 x 218 x 108	Installable	4	4.3
121-3555	GL-470-B	¥ 9,627	¥10,400	Blue	477 x 227 x 289	470 x 218 x 108	Installable	4	4.8
121-3563	GL-600-B	¥14,710	¥15,890	Blue	607 x 227 x 305	598 x 218 x 108	Installable	3	7.2

Contact us:0120-509-849 <http://www.orange-book.com/>