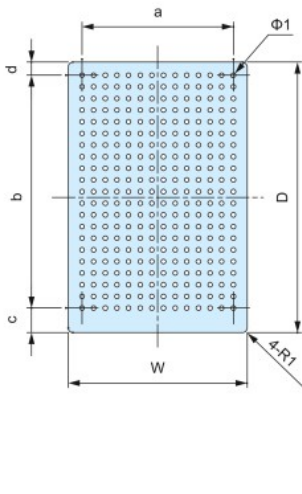
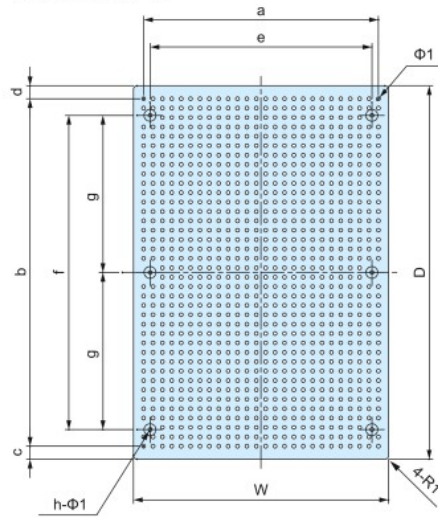


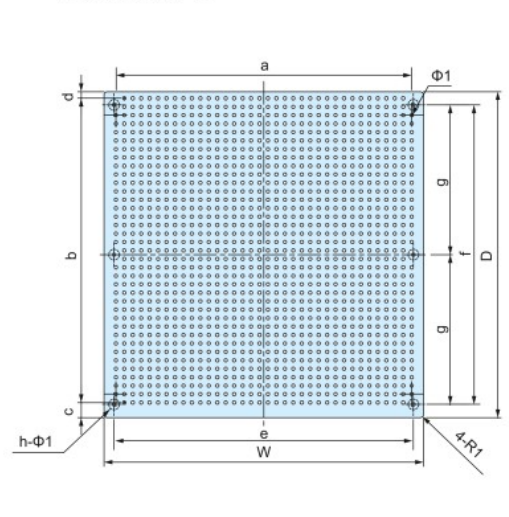
Pattern A




Pattern B



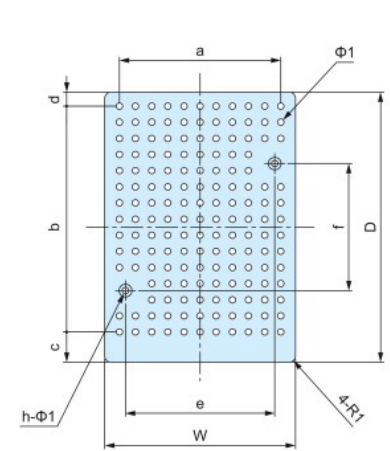
Pattern C



Pattern D



Pattern E



Product no. / Dimensions

■ Pattern B, C, and E PCBs come with holes for boss mounting.

Product no.	W	D	a	b	c	d	e	f	g	h	Holes	Pattern	Suitable case
TNF 11- 16	10.7	15.8	7.62	12.7	1.55	1.55	—	—	—	—	4 x 6	A	SW-20
TNF 15- 25	15	25	10.16	20.32	2.34	2.34	—	—	—	—	5 x 9	A	SW-30
TNF 25- 35	25	35	20.32	30.48	2.26	2.26	—	—	—	—	9 x 13	A	SW-40
TNF 29- 32	29.5	32.5	25.4	25.4	4.82	2.28	23.5	20	—	2	11 x 11 ■	E	TW • TWN4-2-5
TNF 29- 42	29.5	42.5	25.4	35.56	4.74	2.2	23.5	20	—	2	11 x 15 ■	E	TW • TWN4-2-6
TNF 29- 44	29	44	22.86	35.56	5.49	2.95	—	—	—	—	10 x 15	A	SW-50 • 53
TNF 34- 49	34	49	27.94	40.64	5.45	2.91	—	—	—	—	12 x 17	A	SW-55
TNF 34- 62	34.5	62.5	30.48	55.88	4.58	2.04	28.5	40	—	2	13 x 23 ■	E	TW • TWN4-2-8
TNF 34-124	34	124	27.94	116.84	4.85	2.31	—	—	—	—	12 x 47	A	SW-130
TNF 39- 59	39	59	33.02	50.8	5.37	2.83	—	—	—	—	14 x 21	A	
TNF 39- 70	39.5	70	33.02	60.96	5.79	3.25	27.94	58.42	—	4	14 x 25	A	TW • TWN5-3-9
TNF 43- 66	43	66	38.1	58.42	3.79	3.79	30	50	—	4	16 x 24 ■	B	
TNF 43- 79	43.5	79.5	38.1	73.66	2.92	2.92	—	—	—	—	16 x 30	A	TW5-3-10
TNF 44- 69	44	69	38.1	60.96	5.29	2.75	—	—	—	—	16 x 25	A	SW-75
TNF 52- 89	52	89	45.72	81.28	3.86	3.86	—	—	—	—	19 x 33	A	SW-95
TNF 53- 79	53	79	48.26	71.12	5.21	2.67	—	—	—	—	20 x 29	A	SW-85 • TW • TWN7-□-11
TNF 53-114	53	114	48.26	106.68	4.93	2.39	—	—	—	—	20 x 43	A	SW-120
TNF 59- 94	59	94	53.34	86.36	5.09	2.55	—	—	—	—	22 x 35	A	SW-100
TNF 63-119	63	119	58.42	111.76	4.89	2.35	—	—	—	—	24 x 45	A	SW-125
TNF 69-101	69	101	63.5	93.98	3.51	3.51	60	—	42.5	6	26 x 38 ■	B	
TNF 89-136	89	136	83.82	129.54	3.23	3.23	80	—	60	6	34 x 52 ■	B	
TNF 96- 98	96	98	88.9	91.44	4.55	2.01	90	90	45	6	36 x 37 ■	C	
TNF122- 99	122	99	116.84	91.44	3.78	3.78	—	—	—	—	47 x 37	A	
TNF128-136	136	128	129.54	121.92	4.31	1.77	130	120	60	6	52 x 50 ■	C	
TNF160-240	160	240	154.94	233.68	3.93	2.39	—	—	—	—	62 x 93	D	