

Options

Nut insert bush

LQ1-2U03 - []

In cases where exchanging the tubing size, we recommend the U type.

Applicable fitting

Symbol	Applicable fitting
1	LQ1

Size

Symbol	Size
1	1
2	2
3	3
4	4
5	5
6	6

Type of part

Symbol	Type of part
U	Nut insert bush
B	Insert bush
N	Nut

Packaging

Symbol	Packaging
Nil	Clean packaging equivalent to Class M3.5
1	Standard packaging equivalent to Class M5.5

Applicable tubing size

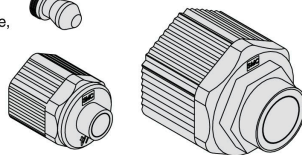
Metric Size

Symbol	Applicable tubing size	Size					
		1	2	3	4	5	6
03	ø3 x ø2	○	○				
04	ø4 x ø3	○	○				
06	ø6 x ø4			○	○		
08	ø8 x ø6				○		
10	ø10 x ø8					○	
12	ø12 x ø10						○
19	ø19 x ø16						○
25	ø25 x ø22.5						○

Inch Size

Symbol	Applicable tubing size	Size					
		1	2	3	4	5	6
03	1/8" x 0.086"	○	○				
05	3/16" x 1/8"			○			
07	1/4" x 5/32"				○		
11	3/8" x 1/4"					○	
13	1/2" x 3/8"						○
19	3/4" x 5/8"						○
25	1" x 7/8"						○

Note 1) In the case of size 1, changing the tubing by reducing is not available.
 Note 2) For details of applicable tubing sizes, refer to page 945.



LVC
LVA
LVH
LVD
LVQ
LVP
LVW
LQ1
LQ3
LVN
LQHB
TL
TIL
TLM
TILM
TD
TID
TH
TIH

Blanking plug

LQ-11P04 - []

Used to block fittings which are not being used.

Applicable fitting

Symbol	Size
11	1
12	2
13	3
14	4
15	5
16	6

Packaging

Symbol	Packaging
Nil	Clean packaging equivalent to Class M3.5
1	Standard packaging equivalent to Class M5.5

Applicable tubing size

Metric Size


Symbol	Applicable tubing size	Size					
		1	2	3	4	5	6
03	ø3 x ø2	○	●				
04	ø4 x ø3	○	●				
06	ø6 x ø4			○	●		
08	ø8 x ø6					○	●
10	ø10 x ø8						○
12	ø12 x ø10						○
19	ø19 x ø16						○
25	ø25 x ø22.5						○

Inch Size

Symbol	Applicable tubing size	Size					
		1	2	3	4	5	6
03	1/8" x 0.086"	○	●				
05	3/16" x 1/8"			○	●		
07	1/4" x 5/32"					○	●
11	3/8" x 1/4"						○
13	1/2" x 3/8"						○
19	3/4" x 5/8"						○
25	1" x 7/8"						○

○ Basic size ● With reducer

Note) For details of the applicable tubing sizes, refer to page 945.



Tubing plug

LQ1-2CP - []

Tubing plug will be a made-to-order product.

Size

Symbol	Size
1	1
2	2
3	3
4	4
5	5
6	6

Fitting type

Symbol	Type
CP	Tubing caps

Applicable tubing size


Metric Size

Symbol	Applicable tubing size	Size
03	ø3 x ø2	1
04	ø4 x ø3	2
06	ø6 x ø4	3
08	ø8 x ø6	4
10	ø10 x ø8	5
12	ø12 x ø10	6
19	ø19 x ø16	5
25	ø25 x ø22	6

Inch Size

Symbol	Applicable tubing size	Size
03	1/8" x 0.086"	1
07	1/4" x 5/32"	2
11	3/8" x 1/4"	3
13	1/2" x 3/8"	4
19	3/4" x 5/8"	5
25	1" x 7/8"	6

Used to block fittings which are not being used.



Note) For details of the applicable tubing sizes, refer to page 945.