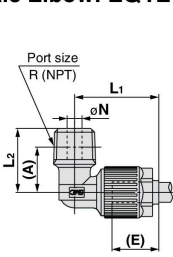
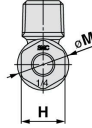


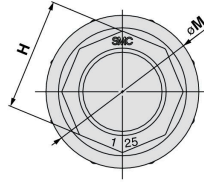
Male Elbow: LQ1L-M



Class 1



Class 2 to 5



Class 6

(A) shows the reference dimension after connection.
(E) shows the approximate dimension of the inserted tubing from the end of the nut.

Metric sizes

Model	Applicable tubing O.D.	Connection threads R/NPT	A	E	H	L ₁	L ₂	M	N	Min. port size
LQ1L11-M	ø4	1/8"	11.5	10	—	18	15	11.5	4	2.6
LQ1L12-M	ø3									1.8
LQ1L21-M	ø6									3.6
LQ1L22-M	ø4	1/8"							4.4	2.6
LQ1L2C-M	ø3									1.8
LQ1L23-M	ø6		14.5	15	14	27	20.5	16.5		3.6
LQ1L24-M	ø4								6	2.6
LQ1L2F-M	ø3	1/4"								1.8
LQ1L31-M	ø10									6
LQ1L32-M	ø8	1/4"							6	5.5
LQ1L33-M	ø6									3.6
LQ1L34-M	ø10		20	20	17	35	26.5	23		7.4
LQ1L35-M	ø8									5.5
LQ1L36-M	ø6	3/8"							8	3.6
LQ1L37-M	ø4									2.6
LQ1L3E-M	ø3		21.1	15	14	31.6	27.1	16.5		1.8
Note 2) LQ1L39-M	ø10									4
Note 2) LQ1L310-M	ø8	1/8"	20.6	20	17	36.6	24.1	23	4	4
LQ1L41-M	ø12								8	8
LQ1L42-M	ø10	3/8"								7.4
LQ1L43-M	ø12		25	24	21	45	33	28		9.4
LQ1L44-M	ø10									7.4
LQ1L45-M	ø8									5.5
LQ1L46-M	ø6	1/2"	24.1	20	17	38.5	32.1	23	10	3.6
* LQ1L47-M	ø4									2.6
* LQ1L4F-M	ø3		17.5	15	14	30	25.5	16.5		1.8
LQ1L49-M	ø12	1/4"	22.6	24	21	43	28.6	28	6	6
LQ1L51-M	ø19									10
LQ1L52-M	ø12	1/2"							10	9.4
LQ1L53-M	ø19				29	26	54	40	39	15
LQ1L54-M	ø12		30.5							9.4
LQ1L55-M	ø10	3/4"							16	7.4
LQ1L56-M	ø8				20	17	44	39.5	23	5.5
LQ1L57-M	ø6									3.6
* LQ1L59-M	ø19	3/8"	34	39.5	36	53	40	49	8	8
LQ1L61-M	ø25									16
LQ1L62-M	ø19	3/4"								15
LQ1L63-M	ø25		35	39.5	36	68.5	46	49		21.2
LQ1L64-M	ø19	1"								22.5
LQ1L65-M	ø12		37	29	26	60	47	39		9.4
* LQ1L67-M	ø25	3/8"	34	39.5	36	53	40	49	8	8

Note 1) Products marked "*" are produced upon receipt of order. (The body of the fitting is PTFE machined.)
Note 2) NPT is not available for the thread type.

Inch sizes

Model	Applicable tubing O.D.	Connection threads R/NPT	A	E	H	L ₁	L ₂	M	N	Min. port size
LQ1L1A-M	1/8"	1/8"	11.5	10	—	18	15	11.5	4	1.8
LQ1L2A-M	1/4"									3.6
LQ1L2B-M	3/16"	1/8"							4.4	2.9
LQ1L2C-M	1/8"		14.5	15	14	27	20.5	16.5		1.8
LQ1L2D-M	1/4"									3.6
LQ1L2E-M	3/16"	1/4"							6	2.9
LQ1L2F-M	1/8"									1.8
LQ1L3A-M	3/8"									5.8
LQ1L3B-M	1/4"								6	3.6
LQ1L3C-M	3/8"		20	20	17	35	26.5	23		5.8
LQ1L3D-M	1/4"	3/8"							8	3.6
LQ1L3E-M	1/8"		21.1	15	14	31.6	27.1	16.5		1.8
Note 2) LQ1L3F-M	3/8"	1/8"	20.6	20	17	36.6	24.1	23	4	4
LQ1L4A-M	1/2"									8
LQ1L4B-M	3/8"	3/8"							8	5.8
LQ1L4C-M	1/2"									9
LQ1L4D-M	3/8"									5.8
LQ1L4E-M	1/4"		24.1	20	17	38.5	32.1	23	10	3.6
* LQ1L4F-M	1/8"		17.5	15	14	30	25.5	16.5		1.8
LQ1L4G-M	1/2"	1/4"	22.6	24	21	43	28.6	28	6	9
LQ1L5A-M	3/4"									10
LQ1L5B-M	1/2"	1/2"								9
LQ1L5C-M	3/4"									15
LQ1L5D-M	1/2"		30.5		29	26	54	40	39	9
LQ1L5E-M	3/8"	3/4"							16	5.8
LQ1L5F-M	1/4"				20	17	44	39.5	23	3.6
* LQ1L5H-M	3/4"	3/8"	34	39.5	36	53	40	49	8	8
LQ1L6A-M	1"									16
LQ1L6B-M	3/4"	3/4"							16	15
LQ1L6C-M	1"		35	39.5	36	68.5	46	49		21.2
LQ1L6D-M	3/4"	1"								22.5
LQ1L6E-M	1/2"		37	29	26	60	47	39		9
* LQ1L6G-M	1"	3/8"	34	39.5	36	53	40	49	8	8

Note 1) Products marked "*" are produced upon receipt of order. (The body of the fitting is PTFE machined.)
Note 2) NPT is not available for the thread type.

LVC

LVA

LVH

LVD

LVQ

LVP

LVV

LQ1

LQ3

LVN

LQHB

TL

TIL

TLM

TILM

TD

TID

TH

TIH