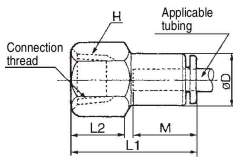


KG Series

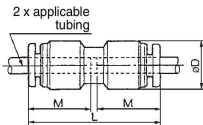
Female Connector: KGF



Applicable tubing O.D. (mm)	Connection thread Rc thread	Model	H (width across flats)	Note)		L1	L2	M	Effective area (mm ²)		Weight (g)
				oD					Nylon	Urethane	
4	1/8	KGF04-01	14	10		27	11	16	5.6	4	15
	1/4	KGF04-02	17			31	14				23
6	1/8	KGF06-01	14	12		27.5	11	17	13.1	10.4	15
	1/4	KGF06-02	17			31	13				22
	3/8	KGF06-03	19			33.5	15				25
8	1/8	KGF08-01	14	14		29	11	18.5	26.1	18.0	17
	1/4	KGF08-02	17			32.5	13				24
	3/8	KGF08-03	19			33.5	14				24
10	1/4	KGF10-02	17	17		34.5	14	21	41.5	29.5	27
	3/8	KGF10-03	19			36.5	15				30
12	1/4	KGF12-02	19	19		35	14	22	58.3	46.1	36
	3/8	KGF12-03				37					31
	1/2	KGF12-04				41					18

Note) oD: Max. diameter

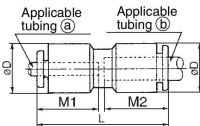
Straight Union: KGH



Applicable tubing O.D. (mm)	Model	Note)	L	M	Effective area (mm ²)		Weight (g)
					Nylon	Urethane	
4	KGH04-00	10.4	32.5	16	5.6	4	3
6	KGH06-00	12.8	34.5	17	13.1	10.4	4
8	KGH08-00	15.2	38.5	18.5	26.1	18.0	6
10	KGH10-00	18.5	42.5	21	41.5	29.5	11
12	KGH12-00	20.9	44.5	22	58.3	46.1	14

Note) oD: Max. diameter

Different Diameter Straight: KGH

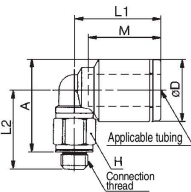


Applicable tubing O.D. (mm)		Model	Note)	L	M1	M2	Effective area (mm ²)		Weight (g)
(a)	(b)						Nylon	Urethane	
4	6	KGH04-06	12.8	34.5	16	17	5.6	4	5
6	8	KGH06-08	15.2	38.5	17	18.5	13.1	10.4	6
8	10	KGH08-10	18.5	42	18.5	21	26.1	18.0	11
10	12	KGH10-12	20.9	44.5	21	22	41.5	29.5	14

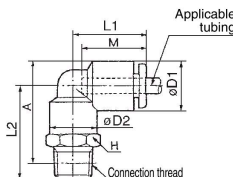
Note) oD: Max. diameter

Male Elbow: KGL

<M5>



<R>



Applicable tubing O.D. (mm)	Connection thread	Model	H (width across flats)	1)		L1	L2	A*	M	Effective area (2) mm ²		Weight (g)
				oD1	oD2					Nylon	Urethane	
4	M5 x 0.8	KGL04-M5	7	9.3	-	15.6	13.7	15.3	12.7	3.5	3.5	2.7
	1/8	KGL04-01	10	10.4	10	18	21.1	23	16	4.2	4.2	10
	1/4	KGL04-02	14				25.5	25				19
6	M5 x 0.8	KGL06-M5	7	11.6	-	16.1	14.7	17.4	13.5	3.5	3.5	3.1
	1/8	KGL06-01	10	12.8	10	20	22.1	25.5	17	11.4	9.0	12
	1/4	KGL06-02	14				26.5	27.5				10
3/8	KGL06-03	17	27.9				29	33				
8	1/8	KGL08-01	12	15.2	12	23	23.6	28	18.5	21.6	14.9	13
	1/4	KGL08-02	14				28	30				21
	3/8	KGL08-03	17				29.4	31.5				35
10	1/8	KGL10-01	17	18.5	17	26.5	26.1	32	21	35.2	25.0	25
	1/4	KGL10-02					29.5	33				26
	3/8	KGL10-03					30.9	34.5				36
	1/2	KGL10-04					35.1	37				63
12	1/4	KGL12-02	17	20.9	17	28.5	30.5	35.5	22	50.2	39.7	28
	3/8	KGL12-03					31.9	37				38
	1/2	KGL12-04					36.1	39.5				65
16	3/8	KGL16-03	22	26.5	20.9	34	36.9	44.5	24	71	(71)	101
	1/2	KGL16-04					40.1	46				100

* Reference dimensions after R thread installation.

Note 1) oD1: Max. diameter

Note 2) (): Values for soft nylon.