

Model

Different dia. union "Y"

KGU P.316



Use to connect tubes in the same direction, reducing the size of tubes.

Plug-in reducer

KGR P.316



Use to change size of One-touch fittings.

Tube cap

KGC P.317



Use to plug unused tubing.

Branch

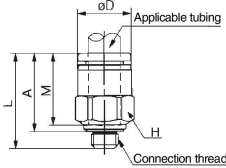
KGU P.315



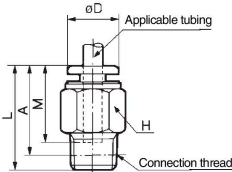
Use to branch line in the same direction from the female thread.

Male Connector: KGH

<M5>



<R>



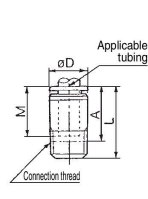
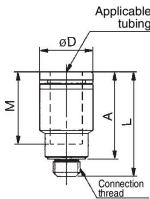
Applicable tubing O.D. (mm)	Connection thread M/R	Model	H (width across flats)	øD ⁽¹⁾	L	A*	M	Effective area (mm ²) ⁽²⁾		Weight (g)
								Nylon	Urethane	
4	M5 x 0.8	KGH04-M5	8	8	17	13.9	12.7	4	4	2.4
	1/8	KGH04-01	10	—	21.1	18	16	5.6	4	9
	1/4	KGH04-02	14	—	19	13.5	16	5.6	4	16
6	M5 x 0.8	KGH06-M5	10	10	17.8	14.7	13.5	4	4	3.4
	1/8	KGH06-01	12	—	21.6	18.5	17	13.1	10.4	16
	1/4	KGH06-02	14	—	22.5	17	17	13.1	10.4	14
	3/8	KGH06-03	17	—	20.9	15.5	17	13.1	10.4	27
8	1/8	KGH08-01	14	—	27.1	24	18.5	26.1	18.0	21
	1/4	KGH08-02	17	—	26	20.5	18.5	26.1	18.0	19
	3/8	KGH08-03	17	—	20.9	15.5	18.5	26.1	18.0	26
10	1/8	KGH10-01	17	—	29.1	26	21	26.1	19	19
	1/4	KGH10-02	17	—	33	27.5	21	41.5	29.5	30
	3/8	KGH10-03	17	—	27.9	22.5	21	41.5	29.5	30
	1/2	KGH10-04	22	—	26.1	19	21	41.5	29.5	53
12	1/4	KGH12-02	19	—	34	28.5	22	58.3	46.1	42
	3/8	KGH12-03	19	—	28.9	23.5	22	58.3	46.1	34
	1/2	KGH12-04	22	—	29.1	22	22	58.3	46.1	51
16	3/8	KGH16-03	24	—	38.4	32	24	81	(81)	61
	1/2	KGH16-04	24	—	34.6	26.5	24	113	(96)	47

* Reference dimensions after R thread installation.
Note 1) øD: Max. diameter
Note 2) (): Values for soft nylon.

Hexagon Socket Head Male Connector: KGS

<M5>

<R>



Applicable tubing O.D. (mm)	Connection thread M/R	Model	H (width across flats)	øD ^(Note)	L	A*	M	Effective area (mm ²)		Weight (g)
								Nylon	Urethane	
4	M5 x 0.8	KGS04-M5	2.5	8	18.7	15.6	12.7	4	4	2.6
	1/8	KGS04-01	3	9.8	23	19	16	4.1	3.6	8
6	M5 x 0.8	KGS06-M5	2.5	10	19.5	16.4	13.5	4	4	3.2
	1/8	KGS06-01	4	11.8	20	17	13.5	10.0	9.9	9
	1/4	KGS06-02	4	13.8	24	18	17	10.7	10.0	15
8	1/8	KGS08-01	5	14	28	24	18.5	17.2	12	12
	1/4	KGS08-02	6	17	25.5	19.5	18.5	23.3	16.2	11
	3/8	KGS08-03	6	17	27.5	21.5	18.5	23.3	16.2	24
10	1/8	KGS10-01	5	17	30	26	21	17.2	10.0	18
	1/4	KGS10-02	8	17	27.5	21	21	39.0	26.6	19
	3/8	KGS10-03	8	17	27.5	21	21	39.0	26.6	19
	1/2	KGS10-04	10	22	28	20	21	39.0	26.6	35
12	1/4	KGS12-02	8	19	33.5	27.5	22	46.0	23	23
	3/8	KGS12-03	10	19	29	22.5	22	46.0	44.5	18
	1/2	KGS12-04	10	22	28	20	22	60.0	44.5	30

* Reference dimensions after R thread installation.
Note) øD: Max. diameter