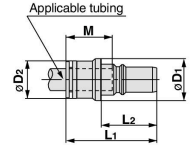


Straight type with One-touch fitting

(mm)



Body size	Model	Applicable tubing O.D.	øD1	øD2	L1	L2	M	Min. bore size	Effective area mm ²			Weight g
									Urethane tubing	Nylon tubing		
M5	KK2P-23H	ø3.2	10.0	7.0	23.7	12.3	12.7	2.5	3.7	4.4	3.3	
	-04H	ø4		8.0								
	-06H	ø6		10.0								26.7
1/8	KK3P-04H	ø4	12.0	10.0	35.4	18.4	16.0	3.2	3.9	5.6	7.9	
	-06H	ø6	14.0	12.0								
	-08H	ø8	16.0	14.0								38.6
	-10H	ø10	19.0	17.0								39.7
	KK4P-06H	ø6	14.0	12.0								46.2
-08H	ø8	16.0	14.0									
-10H	ø10	19.0	17.0									
-12H	ø12	21.0	19.0	47.5								
1/2	KK6P-12H	ø12	21.0	19.0	56.1	31.0	22.0	9.0	40.2	50.9	30.0	
	-16H	ø16	26.0	23.8								25.0

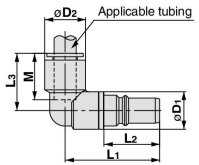


Elbow type with One-touch fitting

(mm)



Body size	Model	Applicable tubing O.D.	øD1	øD2	L1	L2	L3	M	Min. bore size	Effective area mm ²			Weight g			
										Urethane tubing	Nylon tubing					
M5	KK2P-23L	ø3.2	10.0	9.3	24.0	12.3	16.5	12.7	2.5	3.6	4.3	5.8				
	-04L	ø4														
	-06L	ø6		11.6									25.1			
1/8	KK3P-04L	ø4	10.4	31.6	18.4	18.0	16.0	3.0	3.7	5.3	7.2					
	-06L	ø6	12.8	32.8												
	-08L	ø8	12.0	34.0								23.0	18.5	15.0	16.8	8.0
	-10L	ø10	17.0	36.0								26.5	21.0	18.0	18.5	23.0
	KK4P-06L	ø6	14.0	40.2								25.2	23.0	18.5	6.0	4.5
-08L	ø8	15.2	41.4													
-10L	ø10	17.0	42.8													
-12L	ø12	17.0	44.0	26.5	21.0	7.5	24.7	27.5	25.7							
1/2	KK6P-12L	ø12	19.0	20.9	31.0	31.0	28.5	22.0	9.0	29.0	29.6	28.0				
	-16L	ø16	21.0	26.5									53.5	34.0	25.0	13.0

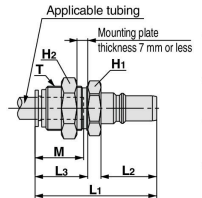


Bulkhead type with One-touch fitting

(mm)



Body size	Model	Applicable tubing O.D.	T Threads	H1 Width across flats	H2 Width across flats	L1	L2	L3	M	Min. bore size	Effective area mm ²			Weight g					
											Urethane tubing	Nylon tubing							
M5	KK2P-23E	ø3.2	M8 x 0.75	10	10	28.3	12.3	12.5	12.7	2.5	3.7	4.4	6.0						
	-04E	ø4	M9 x 0.75	11															
	-06E	ø6	M11 x 0.75	14	14									28.6	12.7	13.5	3.4	8.1	8.1
1/8	KK3P-04E	ø4	M12 x 1	17	17	39.3	16.8	17.0	4.7	10.1	12.8	22.3							
	-06E	ø6	M14 x 1	17	17								40.2	16.8	17.0	4.7	10.1	12.8	30.2
	-08E	ø8	M16 x 1	19	19								43.4	20.0	18.5	6.0	15.7	22.6	54.7
	-10E	ø10	M20 x 1	22	24								46.4	22.0	21.0	6.0	22.6	22.6	54.7
	KK4P-06E	ø6	M14 x 1	17	17								47.0	16.8	17.0	4.7	10.1	12.8	30.6
1/4	-08E	ø8	M16 x 1	19	19	50.2	20.0	18.5	6.2	19.8	22.6	38.2							
	-10E	ø10	M20 x 1	22	24	53.2	22.0	21.0	7.7	27.6	35.3	61.4							
	-12E	ø12	M22 x 1	24	27	54.2	23.0	22.0	9.0	40.2	50.9	75.2							
	KK6P-12E	ø12	M22 x 1	24	27	60.1	23.0	22.0	9.2	41.2	50.9	86.1							
1/2	-16E	ø16	M28 x 1.5	30	32	62.6	24.5	25.0	13.0	—	106.2	125.0							



[Click here for applicable color caps.](#)

- KK2
- KK2B2
- KK3
- KK3X
- KKM
- KKF
- KKM
- KKDL
- KKL/L
- KKC
- KKK
- KK130
- KKDM
- KKDM
- KKB
- KKR
- KKKA
- KKQ2
- KKG
- KKFG2
- KKMS
- KKKA
- KKP
- KKLQ
- KKMQR
- KKT
- KKIDK