

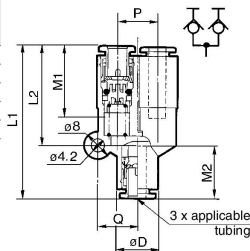
# KC Series

## Union "Y": KCU



Applicable tubing O.D. (mm)	Model	Note) øD	L1	L2	P	Q	M1	M2	Effective area (mm <sup>2</sup> )		Weight (g)
									Nylon	Urethane	
4	KCU04-00	10.4	43.1	27.3	10.4	10.6	18	16	3.7	3.7	8
6	KCU06-00	12.8	48	31.2	12.8	12.5	19	17	10.0	10.0	14
8	KCU08-00	15.2	57.6	38.9	15.2	14.7	21.5	18.5	21.7	15.1	22
10	KCU10-00	18.5	65.2	44.9	18.5	17.1	24	21	33.3	25.6	37
12	KCU12-00	20.9	70.1	48.8	20.9	19.1	25.5	22	48.9	38.7	49

Note) øD: Max. diameter



## Check Adaptor: KCJ

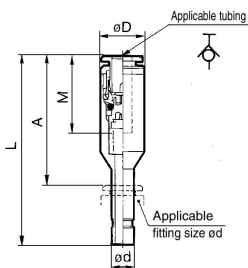


Applicable tubing O.D. (mm)	Model	Applicable fitting size ød	Note) øD	L	A	M	Effective area (mm <sup>2</sup> )		Weight (g)
							Nylon	Urethane	
4	KCJ04-99	4	9.8	49.5	33.5	18	2.6	2.6	9
6	KCJ06-99	6	11.8	54	37	19	6.8	6.8	13
8	KCJ08-99	8	14	61	42.5	21.5	16.2	13.1	20
10	KCJ10-99	10	17	70.4	49.4	24	25.6	20.4	33
12	KCJ12-99	12	19	74.4	52.4	25.5	35.4	30.4	43

Note) øD: Max. diameter

### Connecting products with metal rods

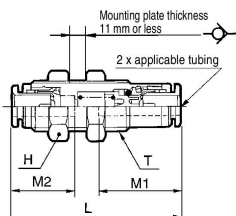
Products with metal rods cannot be connected to Series KQ2 One-touch fittings. If connected, the metal rod cannot be retained by the chuck of the One-touch fitting and products with metal rods may project during pressurization, causing serious personal injury or accident.



## Bulkhead Union: KCE



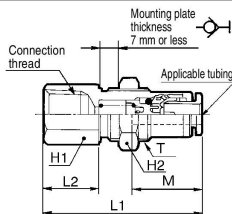
Applicable tubing O.D. (mm)	Model	T (M)	H (width across flats)	L	Mounting hole	M1	M2	Effective area (mm <sup>2</sup> )		Weight (g)
								Nylon	Urethane	
4	KCE04-00	M12 x 1	14	42	13	18	16	2.6	2.6	21
6	KCE06-00	M14 x 1	17	45.5	15	19	17	6.8	6.8	30
8	KCE08-00	M16 x 1	19	52.5	17	21.5	18.5	16.2	13.1	39
10	KCE10-00	M20 x 1	24	59.5	21	24	21	25.6	20.4	84
12	KCE12-00	M22 x 1	27	63.2	23	25.5	22	35.4	30.4	115



## Bulkhead Connector: KCE



Applicable tubing O.D. (mm)	Connection thread Rc	Model	T (M)	H1 (width across flats)	H2 (width across flats)	L1	L2	Mounting hole	M	Effective area (mm <sup>2</sup> )		Weight (g)
										Nylon	Urethane	
4	1/4	KCE04-02	M12 x 1	17	14	40.5	14.7	13	18	2.6	2.6	32
6	1/4	KCE06-02	M14 x 1	17	17	42.7	14.7	15	19	6.8	6.8	36
8	3/8	KCE08-03	M16 x 1	19	19	49.4	15	17	21.5	16.2	13.1	42
10	3/8	KCE10-03	M20 x 1	22	24	53.9	14.2	21	24	25.6	20.4	79
12	3/8	KCE12-03	M22 x 1	24	27	56.1	13.7	23	25.5	35.4	30.4	105



[Click here for applicable color caps.](#)