

KQ2 Series

Applicable Tubing: Metric Size, Connection Thread: M, R, Rc

Dimensions

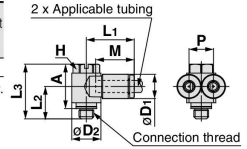
Branch Universal Male Elbow: KQ2Z (Gasket seal)



Applicable tubing O.D. (mm)	Connection thread M	Model	H (Width across flats)	Note) ϕD_1	ϕD_2	L1	L2	L3	A	M	P	Effective area (mm ²) Nylon / Urethane	Min. port size	Weight (g)	
$\phi 4$	M5 x 0.8	KQ2Z04-M \square	8	8.2	9.8	16.5	10.9	18.4	14.9	13.3	8.2	3.4	3.4	2.5	6.2

\square /A: Brass, N: Brass + Electroless nickel plated

Note) ϕD_1 is maximum diameter.



Branch Universal Male Elbow: KQ2Z (Sealant)

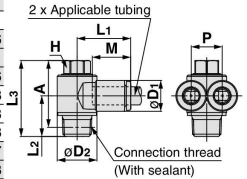


Applicable tubing O.D. (mm)	Connection thread R	Model	H (Width across flats)	Note) ϕD_1	ϕD_2	L1	L2	L3	A*	M	P	Effective area (mm ²) Nylon / Urethane	Min. port size	Weight (g)	
$\phi 4$	1/8	KQ2Z04-01 \square S	8	8.2	13.4	18.5	13.7	25.6	22.5	13.3	8.2	4.7	4.7	3	14
	1/8	KQ2Z06-01 \square S	8	10.4	13.4	18.4	13.7	25.6	22.5	13.3	10.4	10.8	8.6	4.5	14.6
	1/4	KQ2Z06-02 \square S	14	10.4	20.6	21.5	19.1	34.9	30.2	13.3	10.4	10.8	8.6	4.5	37
	3/8	KQ2Z06-03 \square S	14	10.4	20.6	21.5	19.5	35.3	30.2	13.3	10.4	10.8	8.6	4.5	44.6
	1/8	KQ2Z08-01 \square S	12	13.2	17.6	21.2	15.1	27.6	24.5	14.2	13.2	20.5	14.2	6	24.3
	1/4	KQ2Z08-02 \square S	12	13.2	17.6	21.2	18.5	31	26.3	14.2	13.2	20.5	14.2	6	30.8
	3/8	KQ2Z08-03 \square S	14	13.2	20.6	22.3	19.5	35.3	30.2	14.2	13.2	20.5	14.2	6	46.3
	1/4	KQ2Z10-02 \square S	14	15.9	21.6	23.6	19.9	34.9	30.2	15.6	15.9	31.8	22.6	7.5	41.7
	3/8	KQ2Z10-03 \square S	14	15.9	21.6	23.6	20.3	35.3	30.2	15.6	15.9	31.8	22.6	7.5	49.3
	3/8	KQ2Z12-03 \square S	17	18.5	24.1	26.9	21.2	37.6	32.5	17	18.5	44.6	35.3	9	63.4
	1/2	KQ2Z12-04 \square S	17	18.5	24.1	26.9	24.4	40.8	34.4	17	18.5	44.6	35.3	9	82

\square /A: Brass, N: Brass + Electroless nickel plated

* Reference dimensions after installation of R thread

Note) ϕD_1 is maximum diameter.



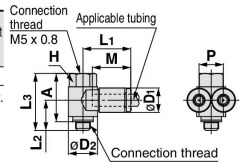
Branch Universal Female Elbow: KQ2ZF (Gasket seal)



Applicable tubing O.D. (mm)	Connection thread M	Model	H (Width across flats)	Note) ϕD_1	ϕD_2	L1	L2	L3	A	M	P	Effective area (mm ²) Nylon / Urethane	Min. port size	Weight (g)	
$\phi 4$	M5 x 0.8	KQ2ZF04-M \square	8	8.2	9.8	16.5	10.2	19.2	16.2	13.3	8.2	3.4	3.4	2.5	6.3

\square /A: Brass, N: Brass + Electroless nickel plated

Note) ϕD_1 is maximum diameter.



Branch Universal Female Elbow: KQ2ZF (Sealant)



Applicable tubing O.D. (mm)	Connection thread R, Rc	Model	H (Width across flats)	Note) ϕD_1	ϕD_2	L1	L2	L3	A*	M	P	Effective area (mm ²) Nylon / Urethane	Min. port size	Weight (g)	
$\phi 4$	1/8	KQ2ZF04-01 \square S	14	8.2	13.4	18.5	14.4	28.5	25.4	13.3	8.2	4.7	4.7	3	18.1
	1/8	KQ2ZF06-01 \square S	14	10.4	13.4	18.4	14.4	28.5	25.4	13.3	10.4	10.8	8.6	4.5	18.7
	1/4	KQ2ZF06-02 \square S	19	10.4	20.6	21.5	21.2	40.3	35.6	13.3	10.4	10.8	8.6	4.5	45.3
	1/8	KQ2ZF08-01 \square S	17	13.2	17.6	21.2	15.5	30	26.9	14.2	13.2	20.5	14.2	6	29.3
	1/4	KQ2ZF08-02 \square S	19	13.2	20.6	22.3	21.2	40.3	35.6	14.2	13.2	20.5	14.2	6	47
	3/8	KQ2ZF10-02 \square S	19	15.9	21.6	23.6	20.4	40.3	35.6	15.6	15.9	31.8	22.6	7.5	49.9
	3/8	KQ2ZF10-03 \square S	22	15.9	25.2	25.5	23.2	44	38.9	15.6	15.9	31.8	22.6	7.5	68.4
	3/8	KQ2ZF12-03 \square S	22	18.5	24.1	26.9	22.7	44	38.9	17	18.5	44.6	35.3	9	71
	1/2	KQ2ZF12-04 \square S	24	18.5	27	29.9	24.4	48.9	42.5	17	18.5	44.6	35.3	9	100.5

\square /A: Brass, N: Brass + Electroless nickel plated

* Reference dimensions after installation of R thread

Note) ϕD_1 is maximum diameter.

