



Compact Manifold Regulator Centralized Supply Type **ARM5A Series**

How to Order



ARM5 **A** **A** **1** - **4** **07** - **A**

Centralized supply type • ① ② ③ ④ ⑤ ⑥ ⑦

1. Manifold Mounting


Symbol	A	B
How to mount	Direct mount	DIN rail mount
Appearance		

2. Centralized Supply (IN) Piping Position

Symbol	1	2
Piping position	Bottom	Top
Appearance		

3. Regulator Block Stations

Symbol	Stations
1	1 station
2	2 stations
3	3 stations
4	4 stations
5	5 stations
6	6 stations
7	7 stations
8	8 stations
9	9 stations
M	10 stations




4. IN/OUT Fitting Type (Refer to the figure below.)

Metric size


Mounting position	IN side				OUT side				
	Straight		Elbow		Straight		Elbow		
	Symbol	ø6	ø8	ø6	ø8	ø4	ø6	ø4	ø6
07	●					●			
08	●					●		●	
09		●				●			
10		●					●		
19			●						●
20			●						●
21				●				●	
22				●					●
26	●							●	
27	●							●	
28		●						●	
29		●						●	
33			●			●			
34			●			●			
35				●		●			
36				●		●			

Inch size

Mounting position	IN side				OUT side				
	Straight		Elbow		Straight		Elbow		
	Symbol	ø1/4	ø5/16	ø1/4	ø5/16	ø5/32	ø1/4	ø5/32	ø1/4
57	●						●		
58	●						●		●
59		●					●		
60		●						●	
69			●						●
70			●						●
71				●				●	
72				●					●
76	●							●	
77	●							●	
78		●						●	
79		●						●	
83			●			●			
84			●			●			
85				●		●			
86				●		●			



IN side



OUT side (Back side)