

4/5 Port Air Operated Valve

SYJA5000 Series

How to Order

Body ported

SYJA5 1 20 - M5 -

A, B port size

M5	M5 x 0.8
C4	One-touch fitting for ø4
C6	One-touch fitting for ø6

Bracket

Nil	Without bracket
F	With bracket

*The bracket is not mounted.
*2 position single only

Base mounted

SYJA5 2 40 -

Type of actuation

1	2 position single
2	2 position double
3	3 position closed center
4	3 position exhaust center
5	3 position pressure center

Port size

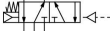
Nil	Without sub-plate
01	1/8 With sub-plate

Thread type

Nil	Rc
F	G
N	NPT
T	NPTF

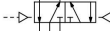
Symbol
Body ported

2 position single
(A)4 2(B)



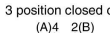
(R1)5 1 3(R2)
(P)

2 position double
(A)4 2(B)



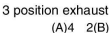
(R1)5 1 3(R2)
(P)

3 position closed center
(A)4 2(B)



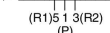
(R1)5 1 3(R2)
(P)

3 position exhaust center
(A)4 2(B)



(R1)5 1 3(R2)
(P)

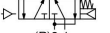
3 position pressure center
(A)4 2(B)



(R1)5 1 3(R2)
(P)

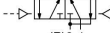
Base mounted

2 position single
(B)2 4(A)



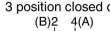
(R)3 1
(P)

2 position double
(B)2 4(A)



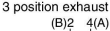
(R)3 1
(P)

3 position closed center
(B)2 4(A)



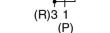
(R)3 1
(P)

3 position exhaust center
(B)2 4(A)



(R)3 1
(P)

3 position pressure center
(B)2 4(A)



(R)3 1
(P)

How to Order Manifold Base

Same manifolds as SYJ5000 series are prepared.

SS5YJA5 - Fill the same as SS5YJ5. (Refer to page 194.)

Instruct by specifying the valves and blanking plate assembly to be mounted on the manifold along with the manifold base model no.

(Ex.)
 SS5YJA5-42-03-01 1 set
 * SYJA5140 1 set
 * SYJA5240 1 set
 * SYJ5000-21-1A 1 set

↳ The asterisk denotes the symbol for assembly. Prefix it to the part nos. of the solenoid valve, etc.

⚠ Caution

Be sure to read this before handling the products.
 Refer to back page 50 for Safety Instructions
 and pages 3 to 9 for 3/4/5 Port Solenoid Valve
 Precautions.

SYA
SYJA
VZA
VFA
VFRA
VPA4
SYJA
VZA
VTA
VGA
VPA
VPA3