

4/5 Port Air Operated Valve *SYJA3000 Series*

How to Order

Body ported

SYJA3

1

20-M3-

Base mounted
(4 port)

SYJA3

2

30

(Manifold use only)

Base mounted
(5 port)

SYJA3

2

40-

Bracket

| | |
|-----|-----------------|
| Nil | Without bracket |
| F | With bracket |

*Refer to page 1475 for the details of the brackets.

Type of actuation

| | |
|---|----------------------------|
| 1 | 2 position single |
| 2 | 2 position double |
| 3 | 3 position closed center |
| 4 | 3 position exhaust center |
| 5 | 3 position pressure center |

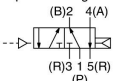
Port size

| | |
|-----|------------------------------|
| Nil | Without sub-plate M5 port |
| M5 | With sub-plate |

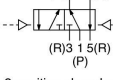
Symbol

5 port

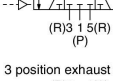
2 position single



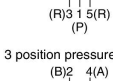
2 position double




3 position closed center



3 position exhaust center

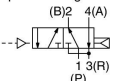


3 position pressure center

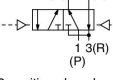


4 port

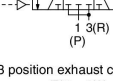
2 position single



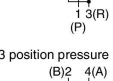
2 position double




3 position closed center



3 position exhaust center



3 position pressure center



How to Order Manifold Base

Same manifolds as SYJ3000 series are prepared.

SS5YJA3- Fill the same as SS5YJ3 (Refer to page 166.)

Instruct by specifying the valves and blanking plate assembly to be mounted on the manifold along with the manifold base model no.

(Example)

SS5YJA3-41-03-M5 1 pc.
 * SYJA3140 1 pc.
 * SYJA3240 1 pc.
 * SYJ3000-21-2A 1 pc.

→ The asterisk denotes the symbol for assembly. Prefix it to the part nos. of the solenoid valve, etc.

⚠ Caution

Be sure to read this before handling the products.
 Refer to back page 50 for Safety Instructions
 and pages 3 to 9 for 3/4/5 Port Solenoid Valve
 Precautions.