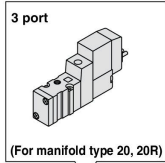


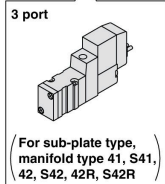
How to Order

Note) CE-compliant:
For DC only. [Option]

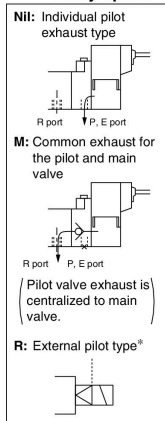


Body ported SYJ3 1 2 □ □ - 5 M □ □ - M3 - □ □

Base mounted SYJ3 1 4 □ □ - 5 M □ □ - □ □ - □ □



Body option



* SYJ3□2R is only for manifold use.

Rated voltage

DC	CE-compliant
5	24 VDC ●
6	12 VDC ●
V	6 VDC ●
S	5 VDC ●
R	3 VDC ●

AC (50/60 Hz)	CE-compliant
1	100 VAC —
2	200 VAC —
3	110 VAC [115 VAC] —
4	220 VAC [230 VAC] —

* For type W□, DC voltage is only available.
Note) CE-compliant: For DC only.

Type of actuation

1	Normally closed
2	Normally open

Coil specifications

Nil	Standard
T	With power saving circuit (24, 12 VDC only)

* Power saving circuit is not available in the case of W□ type.

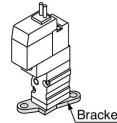
Light/Surge voltage suppressor

Nil	Without light/surge voltage suppressor
S	With surge voltage suppressor
Z	With light/surge voltage suppressor
R	With surge voltage suppressor (Non-polar type)
U	With light/surge voltage suppressor (Non-polar type)

* For AC voltage valves there is no "S" option. It is already built-in to the rectifier circuit.
* For type R, U, DC voltage is only available.
* Power saving circuit is only available in the "Z" type.

Bracket

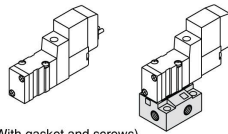
Nil: Without bracket
F : With bracket



* Bracket is mounted.
* Brackets cannot be retrofitted.
* External pilot type is not available.

Port size

Nil: Without sub-plate M5: M5 port With sub-plate



CE-compliant

Nil	—
Q	CE-compliant

Note) CE-compliant: For DC only.

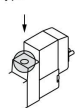
Electrical entry

24, 12, 6, 5, 3 VDC/100, 110, 200, 220 VAC				24, 12, 6, 5, 3 VDC	
Grommet	L plug connector	M plug connector		M8 connector	
G: Lead wire length 300 mm	L: With lead wire (Length 300 mm)	M: With lead wire (Length 300 mm)	MN: Without lead wire	WO: Without connector cable	
H: Lead wire length 600 mm	LN: Without lead wire	LO: Without connector	MO: Without connector	W□: With connector cable (Note 1)	

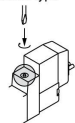
* LN, MN type: with 2 sockets.
* Refer to page 1213 for the lead wire length of L and M plug connectors.
* Refer to page 1216 for the connector assembly with cover for L and M plug connectors.
* For connector cable of M8 connector, refer to page 1217.
* A M8 connector conforming to IEC60947-5-2 is also available. Refer to page 1210 for details.
Note 1) Enter the cable length symbols in □. Please be sure to fill in the blank referring to page 1217.

Manual override

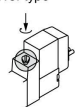
Nil: Non-locking push type



D: Push-turn locking slotted type



E: Push-turn locking lever type



Note) When placing an order for body ported solenoid valve as a single unit, mounting screws for manifold and gasket are not attached. Order them separately, if necessary. (For details, refer to page 1167.)