Symbol

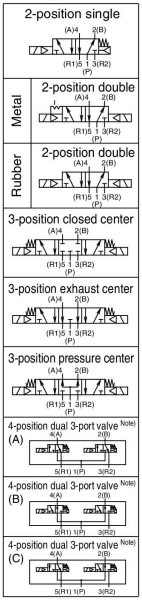

Note) Rubber seal only

Standard Specifications

			Metal seal	Rubber seal
Valve specifications	Valve type		Metal seal	Rubber seal
	Fluid		Air	Air
	Maximum operating pressure		0.7 MPa (High-pressure type: 1.0 MPa)	0.7 MPa
	Minimum operating pressure	Single	0.1 MPa	0.15 MPa
		Double	0.1 MPa	0.1 MPa
		3-position	0.1 MPa	0.2 MPa
		4-position	———	0.15 MPa
	Ambient and fluid temperature		–10 to 50°C Note 1)	
	Lubrication		Not required	
	Manual override		Push type, Locking type (Tool required, Manual) semi-standard	
	Impact/Vibration resistance Note 2)		150/30 m/s²	
	Enclosure		Dust-protected; Dust-tight, Water-jet-proof (IP65) Note 4)	
Electrical specifications	Coil rated voltage		12 , 24 VDC, 100, 110, 200, 220 VAC (50/60 Hz)	
	Allowable voltage fluctuation		±10% of rated voltage	
	Coil insulation type		Equivalent to Class B	
	Power consumption (Current)	24 VDC	0.4 W DC (17 mA), 0.95 W DC (40 mA) Note 3)	
		12 VDC	0.4 W DC (34 mA), 0.95 W DC (80 mA) Note 3)	
		100 VAC	Inrush 0.96 VA (10 mA), Holding 0.96 VA (10 mA)	
		110 VAC	Inrush 1.0 VA (9 mA), Holding 1.0 VA (9 mA)	
		200 VAC	Inrush 1.26 VA (6 mA), Holding 1.26 VA (6 mA)	
		220 VAC	Inrush 1.38 VA (6 mA), Holding 1.38 VA (6 mA)	

Note 1) Use dry air to prevent condensation when operating at low temperatures.
Note 2) Impact resistance ····· No malfunction occurred when it is tested in the axial direction and at the right angles to the main valve and armature in both energized and de-energized states every once for each condition. (Values at the initial period)
Vibration resistance ··· No malfunction occurred in a one-sweep test between 45 and 2000 Hz. Test was performed at both energized and de-energized states in the axial direction and at the right angles to the main valve and armature. (Values at the initial period)
Note 3) Value for high-speed response, high-voltage type (0.95 W)
Note 4) Dust-tight, water-jet-proof (IP65) is available on T/L/S/M kit of the VQ2000.

Manifold Specifications

Series	Base model	Connection type	Piping specifications: Piping direction	Port size Note 1): 1(P), 3(R)	Port size Note 1): 4(A), 2(B)	Applicable stations Note 2)	Applicable solenoid valve	5-station weight (g)
VQ1000	VV5Q11-□□□	F kit–D-sub connector P kit–Flat ribbon cable J kit–Flat ribbon cable (20P) G kit–Flat ribbon cable with terminal block T kit–Terminal block box L kit–Lead wire S kit–Serial transmission	Side	C8 (ø8) Option: Direct EXH outlet with built-in silencer	C3 (ø3.2) C4(ø4) C6 (ø6) M5 (M5 thread)	F/P/T kit (2 to 24 stations) J/G/S kit (2 to 16 stations) L kit (1 to 8 stations)	VQ1□00 VQ1□01	643 (Single) 754 (Double, 3-position)
VQ2000	VV5Q21-□□□	F kit–D-sub connector P kit–Flat ribbon cable J kit–Flat ribbon cable (20P) G kit–Flat ribbon cable with terminal block T kit–Terminal block box L kit–Lead wire S kit–Serial transmission M kit–Circular connector	Side	C10 (ø10) Option: Direct EXH outlet with built-in silencer	C4 (ø4) C6 (ø6) C8 (ø8)	F/P kit (2 to 24 stations) J/G/S kit (2 to 16 stations) L kit (1 to 8 stations) T kit (2 to 20 stations)	VQ2□00 VQ2□01	1076 (Single) 1119 (Double, 3-position)

Note 1) Inch-size One-touch fittings are also available. Refer to page 420 for details.
Note 2) Refer to page 419 for details.

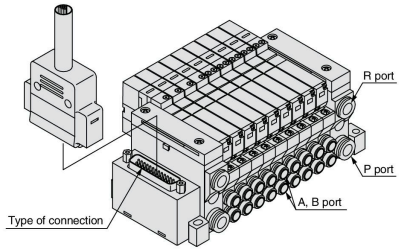

VV5Q11

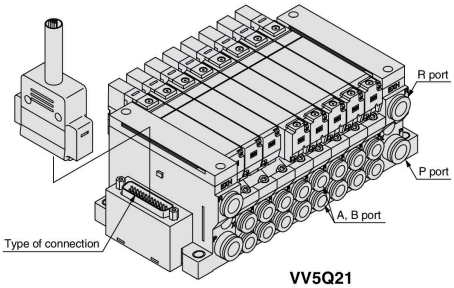

VV5Q21