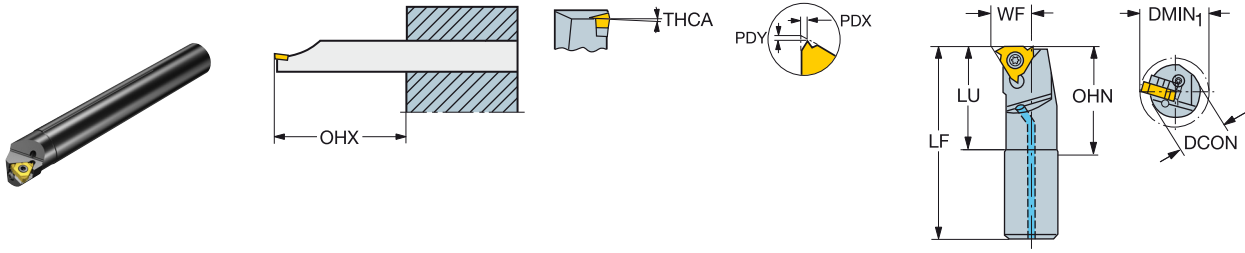


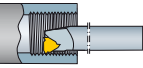


T-Max® U-Lock boring bar for thread turning

Screw clamp design

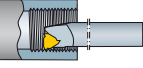
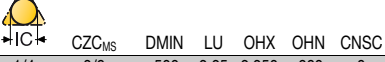

Cylindrical with flats – Internal coolant supply



Metric version

								Ordering code	Dimensions							MIID	
	CZC _{MS}	DMIN ₁	LU	OHX	OHN	CNSC	DCON		LF	WF	HF	THCA					
	11	10	12	60	60	21	1	R166.0KF-10E-11	10	150	7	0	2	10	0.9	0.140	R166.0L-11..
	12	16	72	72	25	1	R166.0KF-12E-11	12	180	9	0	2	10	0.9	0.239	R166.0L-11..	

Inch version

								Ordering code	Dimensions, inch							MIID	
	CZC _{MS}	DMIN	LU	OHX	OHN	CNSC	DCON		H	LF	WF	HF	THCA				
	1/4	3/8	.500	2.25	2.250	.880	0	R/L166.0KF-D06C-2C	.375	.359	6.000	.295	.000	2	0.66	.308	R166.0L-11..
	1/2	.630	3.00	3.000	.930	0	R/L166.0KF-D08C-2C	.500	.484	8.000	.354	.000	2	0.66	.805	R166.0L-11..	

R = Right hand, L = Left hand

For PDX/PDY values, see insert page.

For infeed recommendations, see page C91.

Angle of inclination (THCA) with different shims, see page C89.

