


WD-Z2



WD System Setup Software

Φ40 mm	Φ50 mm	Φ60 mm	Indoor Use	Upright Mounting	Ambient Temperature -10°C~+50°C
CE	RoHS 10	UL	FCC	IP65	NEMA TYPE 4X,13

*1. WDR-L(E)-Z2 excluded
*2. WDR-L (E)-Z2: IP20



Model Number Configuration

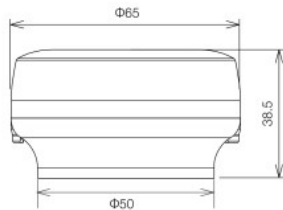
WDT-6LR-Z2

①

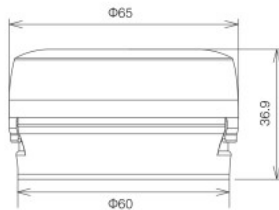
- ① Size - Compatible Signal Tower Series
 4LR = Φ40 · LR4 Series
 5LR = Φ50 · LR5 Series
 6LR = Φ60 · LR6 Series
 5E = Φ50 · LE Series
 6M = Φ60 · LME Series

Dimensions (mm)

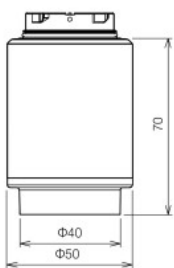
● WDT-5E-Z2



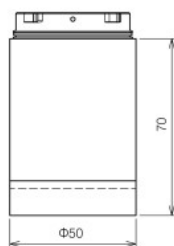
● WDT-6M-Z2



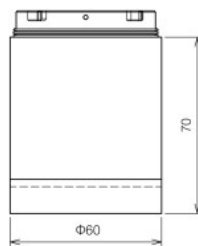
● WDT-4LR-Z2



● WDT-5LR-Z2



● WDT-6LR-Z2



Optional Parts

For details refer to P. 93 to P. 98

Product Name	Model Number
System operation software*	WDS-WIN01
Global AC Adapter	ADP-001
Setup Kit (Φ40mm)	WDX-4LRB
Setup Kit (Φ50mm)	WDX-5LRB
Setup Kit (Φ60mm)	WDX-6LRB

* Free version is limited to changing the transmitter and receiver settings. Data collection only available with paid license.

Available Countries / Regions

WDT-5E / 6M-Z2	WDT-4LR / 5LR / 6LR-Z2
Japan / U.S. / Europe / China / Taiwan / Thailand / Philippines / Vietnam	Japan / U.S. / Europe / China / Korea / Taiwan / Thailand / Indonesia / Philippines / Vietnam / Mexico / Canada / Malaysia / Singapore

Product List

Model Number	Rated Voltage	Type	Size (mm)	Compatible Signal Tower Series	Power Consumption	Mass
WDT-5E-Z2	24V DC	Transmitter	Φ50	LE	0.8W	0.052kg
WDT-6M-Z2	24V DC	Transmitter	Φ60	LME	0.8W	0.052kg
WDT-4LR-Z2	24V DC	Transmitter	Φ40	LR4	1.4W	0.070kg
WDT-5LR-Z2	24V DC	Transmitter	Φ50	LR5	1.4W	0.074kg
WDT-6LR-Z2	24V DC	Transmitter	Φ60	LR6	1.4W	0.085kg