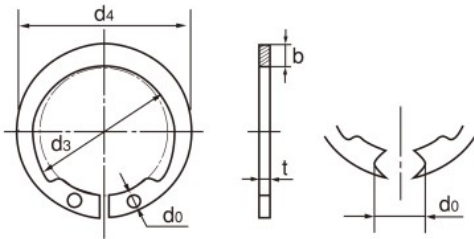
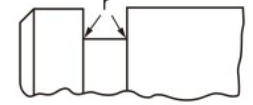
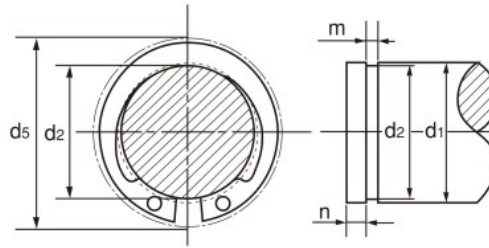


Inverted internal Ring

Groove Dimension



Under Size-No.9



Size No.	r (Max.)
26 Under	0.13
26 Above	0.25

The dimension d_5 is the minimum diameter of inner periphery when the retaining ring is set in the hole
 d_5 : CLEARANCE DIAMETER

Unit : mm

Size-No.	Ring dimension								Groove dimension						
	d_3		Ref. d_4	t		b	d_0	Tol.	d_5	d_1	d_2		m		n
	Basic	Tol.		Basic	Tol.						Basic	Tol.	Basic	Tol.	
ISTW- 6	5.6		8	0.5	± 0.03	1.2	2.2		8.9	6	5.7	$-\frac{0}{0.04}$	0.6	+0.1	1.5
7	6.5	+0.1	9.3	0.6		1.4	2.6	± 0.2	10.3	7	6.7	0	0.7	0	1.5
8	7.4	-0.2	10.6	0.7	± 0.04	1.6	3		11.7	8	7.6	-0.06	0.8		1.5
9	8.4		12	0.8		1.8	3.4		13.1	9	8.6		0.95		1.5
10	9.3	± 0.15	13.3	1		2	1.2		14.5	10	9.6	$-\frac{0}{0.09}$	1.15		1.5
11	10.2		14.4	1		2.1	1.2		16	11	10.5		1.15		1.5
12	11.1		15.5	1		2.2	1.2		17.2	12	11.5		1.15		1.5
13	12		16.6	1	± 0.05	2.3	1.2		18.4	13	12.4		1.15		1.5
14	12.9		17.5	1		2.3	1.2		19.4	14	13.4	0	1.15		1.5
15	13.8	± 0.18	18.6	1		2.4	1.2	± 0.3	20.6	15	14.3	-0.11	1.15		1.5
16	14.7		19.7	1		2.5	1.2		21.8	16	15.2		1.15		1.5
17	15.7		20.9	1		2.6	1.2		23	17	16.2		1.15		1.5
18	16.5		21.9	1.2		2.7	1.5		24.2	18	17		1.35		1.5
19	17.5		23.1	1.2		2.8	1.5		25.4	19	18		1.35		1.5
20	18.5		24.3	1.2		2.9	1.5		27	20	19		1.35		1.5
21	19.5		25.5	1.2		3	1.5		28	21	20		1.35		1.5
22	20.5		26.5	1.2		3	1.5		29	22	21		1.35		1.5
24	22.2		28.6	1.2		3.2	1.5		31.5	24	22.9	0	1.35		1.7
25	23.2	± 0.2	29.8	1.2	± 0.06	3.3	1.5		33	25	23.9	-0.21	1.35		1.7
26	24.2		31	1.2		3.4	1.5		34	26	24.9		1.35		1.7
28	25.9		33.1	1.5		3.6	1.8		36.5	28	26.6		1.65		2.1
30	27.9		35.3	1.5		3.7	1.8	± 0.4	38.5	30	28.6		1.65		2.1
32	29.6		37.4	1.5		3.9	1.8		41	32	30.3		1.65	+0.14	2.6
34	31.5		39.7	1.5		4.1	1.8		43.5	34	32.3		1.65	0	2.6
35	32.2	± 0.25	40.6	1.5		4.2	1.8		45	35	33		1.65		3
36	33.2		41.6	1.75		4.2	2		46	36	34		1.9		3
38	35.2		44	1.75		4.4	2		48	38	36	0	1.9		3
40	37		46.2	1.75		4.6	2		51	40	38	-0.25	1.9		3
42	38.5		48.1	1.75		4.8	2		54	42	39.5		1.9		3.8
45	41.5	± 0.4	51.3	1.75		4.9	2		57	45	42.5		1.9		3.8
48	44.5		55.1	1.75		5.3	2		61	48	45.5		1.9		3.8
50	45.8		56.8	2	± 0.07	5.5	2.5		63	50	47		2.2		4.5
52	47.8		59	2		5.6	2.5		65	52	49		2.2		4.5
55	50.8		62.6	2		5.9	2.5		69	55	52		2.2		4.5
58	53.8		66	2		6.1	2.5	± 0.5	72	58	55		2.2		4.5
60	55.8		68.4	2		6.3	2.5		75	60	57		2.2		4.5
62	57.8		70.8	2		6.5	2.5		77	62	59		2.2		4.5
63	58.8	± 0.45	72	2		6.6	2.5		78	63	60	0	2.2		4.5
65	60.8		74.4	2.5		6.8	3		81	65	62	-0.3	2.7		4.5
68	63.5		77.5	2.5		7	3		84	68	65		2.7		4.5
70	65.5		79.9	2.5	± 0.08	7.2	3		87	70	67		2.7		4.5
75	70.5		85.7	2.5		7.6	3	± 0.7	92	75	72		2.7		4.5
80	74.5		90.5	2.5		8	3		98	80	76.5		2.7		5.3

Material = Carbon spring steel. Hardness = HRC 44~52 Finish = Phosphate coating (ACP)

Note

1. Size-Nos. ISTW-58 and over are available on a production by order basis.
2. Our products with little marketability may not be in stock. When employing our products, consult with us for their availability.