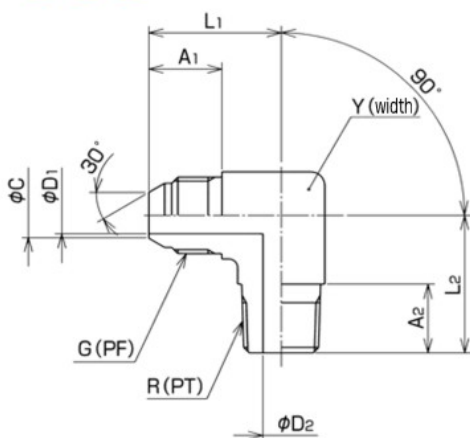


[Taper thread type to equipment side] (with 30° male seat)

090



Part No.	G	R	A ₁	A ₂	C	D ₁	D ₂	L ₁	L ₂	Y (width)	Weight (g)
090-02-02	1/8	1/8	12	12	4.5	3.0	4	22	22	14	30
090-02-04	1/8	1/4	12	13	4.5	3.0	5	23	27	17	45
090-04-02	1/4	1/8	14	10	7.5	5.0	3	24	23	17	45
090-04-04	1/4	1/4	14	13	7.5	5.0	5	24	27	17	50
090-04-06	1/4	3/8	14	18	7.5	5.5	8	29	30	19	80
090-06-04	3/8	1/4	16	13	10.0	8.0	5	29	27	19	75
090-06-06	3/8	3/8	16	15	10.0	8.0	8	29	30	19	80
090-06-08	3/8	1/2	16	18	10.0	8.0	11	29	38	24	145
090-08-06	1/2	3/8	18	18	13.0	11.0	8	33	30	24	140
090-08-08	1/2	1/2	20	22	13.0	11.0	11	33	38	24	165
090-08-12	1/2	3/4	19	24	13.0	11.0	16	36	43	30	250
090-12-08	3/4	1/2	21	22	19.0	16.0	11	36	38	30	250
090-12-12	3/4	3/4	21	20	19.0	16.0	16	36	43	30	265
090-12-16	3/4	1	23	25	19.0	16.0	22	42	46	36	400
090-16-12	1	3/4	23	24	25.0	22.0	16	42	43	36	400
090-16-16	1	1	23	22	25.0	22.0	22	42	46	36	400

Material : steel

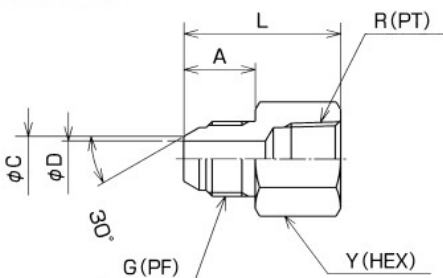
Stainless steel type

Part No.	G	R	A ₁	A ₂	C	D ₁	D ₂	L ₁	L ₂	Y (width)	Weight (g)
090-02-02-S	1/8	1/8	12	10	4.5	3.0	4	22	22	14	30
090-04-04-S	1/4	1/4	14	13	7.5	5.0	5	24	27	17	50
090-06-06-S	3/8	3/8	16	15	10.0	8.0	8	29	30	19	80
090-08-08-S	1/2	1/2	19	18	13.0	11.0	11	33	38	24	165
090-12-12-S	3/4	3/4	21	19	19.0	16.0	16	36	43	30	265

Material : stainless steel SUS304

Hose couplings : SE, SLE, SE45, SE90, AE45, AE90, CE, E

030



Part No.	G	R	A	C	D	L	Y (HEX)	Weight (g)
030-02-02	1/8	1/8	12	4.5	3.0	27	14	20
030-04-04	1/4	1/4	14	7.5	5.5	30	19	25
030-06-06	3/8	3/8	16	10.0	8.0	35	22	55
030-08-08	1/2	1/2	19	13.0	11.0	41	27	75
030-12-12	3/4	3/4	21	19.0	16.0	46	36	160
030-16-16	1	1	23	25.0	22.0	51	41	220

Material : steel

Stainless steel type

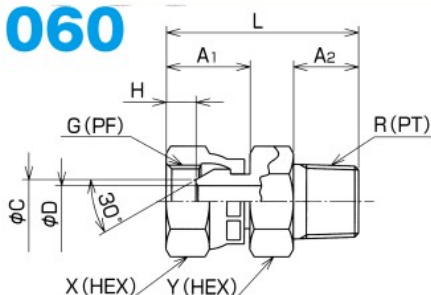
Part No.	G	R	A	C	D	L	Y (HEX)	Weight (g)
★ 030-02-02-S	1/8	1/8	12	4.5	3.0	27	14	20
★ 030-04-04-S	1/4	1/4	14	7.5	5.5	30	19	25
★ 030-06-06-S	3/8	3/8	16	10.0	8.0	35	22	55
★ 030-08-08-S	1/2	1/2	19	13.0	11.0	41	27	75
★ 030-12-12-S	3/4	3/4	21	19.0	16.0	46	36	160
★ 030-16-16-S	1	1	23	25.0	22.0	51	41	220

Material : stainless steel SUS304

★Made-to-order

Hose couplings : SA, SE, SLE, SE45, SE90, AE45, AE90, CA, CE, A, E

060



Part No.	G	R	A ₁	A ₂	C	Min. I.D. ϕ D	H	L	X (HEX)	Y (HEX)	Weight (g)
060-02-02	1/8	1/8	16.0	11	5.0	2.8	3.0	35	14	14	25
060-04-04	1/4	1/4	17.0	13	7.0	5.0	5.5	38	19	19	50
060-06-06	3/8	3/8	19.0	15	10.0	7.2	6.5	44	22	22	80
060-08-08	1/2	1/2	23.5	18	13.2	11.0	9.5	52	27	27	115
060-12-12	3/4	3/4	23.5	21	19.0	16.0	9.5	57	36	36	220
060-16-16	1	1	27.0	23	25.4	21.5	10.0	63	41	41	300

Material : steel

Hose couplings : SC