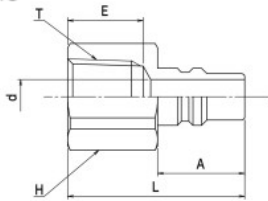


Product models & dimensions

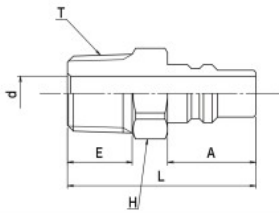
Plug

PF Series Female



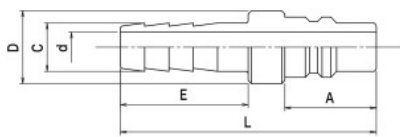
Model	L (MM)	A (MM)	d (MM)	E (MM)	T	H (MM)	W (g)
MPF-01	28	15	6	10	Rc 1/8	HEX. 14	16
MPF-02	30.5	15	6	13	Rc 1/4	HEX. 17	24

PM Series



Model	L (MM)	A (MM)	d (MM)	E (MM)	T	H (MM)	W (g)
MPM-01	31	15	6	10	R 1/8	HEX. 12	12
MPM-02	32	15	6	11	R 1/4	HEX. 14	19
MPM-03	35	15	6	14	R 3/8	HEX. 19	33

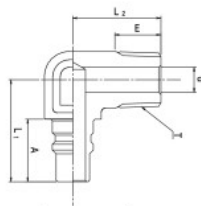
PH Series



Model	L (MM)	A (MM)	C (MM)	D (MM)	d (MM)	E (MM)	W (g)
MPH-02	42	15	8	12	5	21	14
MPH-03	42	15	12	15	6	21	23

PL Series

L series

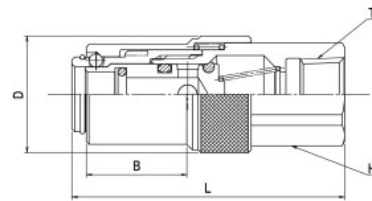


Model	L1 (MM)	L2 (MM)	A (MM)	d (MM)	E (MM)	T	W (g)
MPL-01	24	21	15	6	12	R 1/8	22
MPL-02	24	21	15	6	12	R 1/4	32
MPL-03	25	26	15	6	13	R 3/8	69

Socket

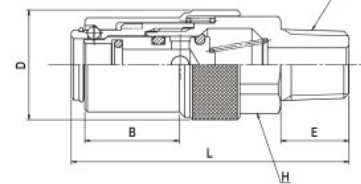
Female thread connection

SF Series



Model	L (MM)	B (MM)	D (MM)	T	H (MM)	W (g)
MSF-01	48.8	18	21	Rc 1/8	HEX. 17	70
MSF-02	48.8	18	21	Rc 1/4	HEX. 17	67

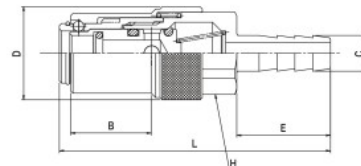
SM Series



Model	L (MM)	B (MM)	D (MM)	E (MM)	T	H (MM)	W (g)
MSM-01	50.8	18	21	11	R 1/8	HEX. 17	62
MSM-02	52.8	18	21	13	R 1/4	HEX. 17	67
MSM-03	52.8	18	21	13	R 3/8	HEX. 17	75

Hose connection

SH Series



Model	L (MM)	B (MM)	C (MM)	D (MM)	E (MM)	H (MM)	W (g)
MSH-02	60.8	18	8	21	21	HEX. 17	60
MSH-03	60.8	18	12	21	21	HEX. 17	69

Ordering information

M S M - 01

① ② ③

① Type

S	Socket
P	Plug

② Connection type

M	Male thread
F	Female thread
H	Hose connection
L	Elbow 90° (Male)

③ Size

01	1/8
02	1/4
03	3/8