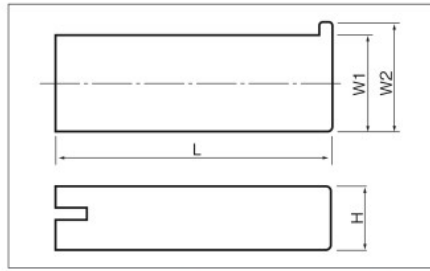



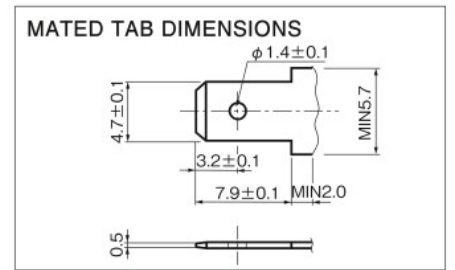
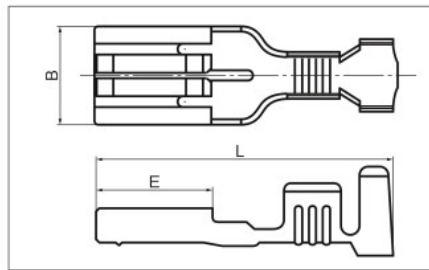

# EASY LOCK CONNECTORS

## 187 SERIES



**RoHS10**  
See page 2

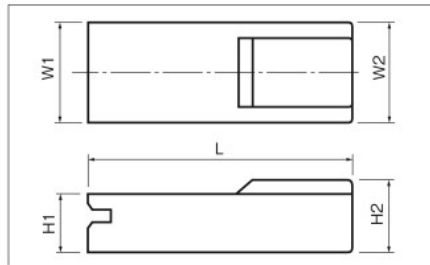
PART NUMBER		DIMENSIONS mm				POLE	MATERIAL	STD COLOR	APPLICABLE TERMINAL	QTY
		W <sub>1</sub>	W <sub>2</sub>	H	L					
NEP 2-48-1P-V2	○	7.7	8.7	5.0	22.0	1	NYLON66 (94V-2)	MLKY WHITE	CSS 64873-F3 CSS 64815-F3	500



**RoHS10**  
See page 2

PART NUMBER		DIMENSIONS mm			MATING TAB THICKNESS mm	WIRE RANGE		TOOL No.		QTY/REEL
		B	E	L		mm <sup>2</sup>	AWG	BODY	APPLICATOR	
CSS 64873-F3	○	5.0	6.8	18.0	0.5	0.3~0.75	22-18	NCM 3	FB 59	3,000
CSS 64815-F3	○					0.5~1.25	20-16		FB 60	

## 250 SERIES

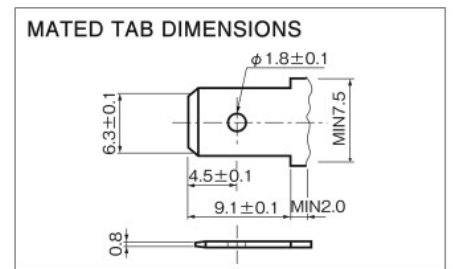
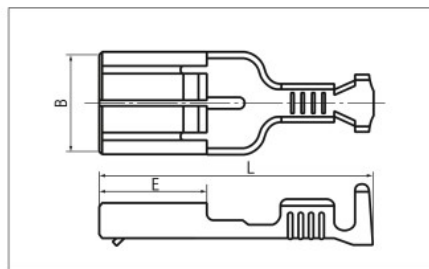



**NOTE FOR CSA**

Part No.84856 as CSA certified item.

**RoHS10**  
See page 2

PART NUMBER		DIMENSIONS mm				POLE	MATERIAL	STD COLOR	APPLICABLE TERMINAL	QTY
		W	H <sub>1</sub>	H <sub>2</sub>	L					
NEP 1-63-1P-V2	○	9.2	5.1	6.3	24.65	1	NYLON66 (94V-2)	WHITE	CSS 66393-F3-1 CSS 66325-F3-1	500



**RoHS10**  
See page 2

PART NUMBER		DIMENSIONS mm			MATING TAB THICKNESS mm	WIRE RANGE		TOOL No.		QTY/REEL
		B	E	L		mm <sup>2</sup>	AWG	BODY	APPLICATOR	
CSS 66393-F3-1	○	6.7	8.0	20.5	0.8	0.3~0.9	22-18	NCM 3	FB 61A	2,500
CSS 66325-F3-1	○					0.5~2.0	20-14		FB 62A	

NOTE1) ○ : UL·CSA