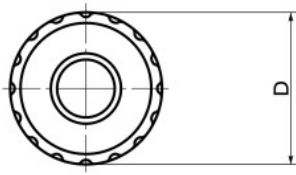
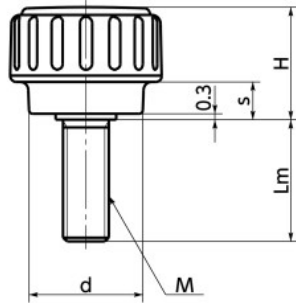


# KDM / KDMS / KDF / KDFS Dimple Knobs

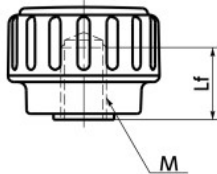
SUS Stainless steel



**KDM**  
**KDMS**



**KDF**  
**KDFS**



- High quality. Human design.
- Dimple on the outer circumference enhances the operability.
- A rich variety of thread sizes from M3 to M8 are available.
- Types and thread part materials can be selected by a product code.

## Material/Finish



	KDM	KDMS	KDF	KDFS
knob	Nylon 6 (Matte Black)	Nylon 6 (Various Color)	Nylon 6 (Matte Black)	Nylon 6 (Various Color)
Thread Part	SWCH10R Trivalent Chromate Treatment	SUSXM7	Made of Steel Trivalent Chromate Treatment	SUS303

Product Code	Type	Thread Part Material
<b>KDM</b>	Male Screw	Made of Steel
<b>KDMS</b>	Male Screw	Made of Stainless Steel
<b>KDF</b>	Female Screw	Made of Steel
<b>KDFS</b>	Female Screw	Made of Stainless Steel

- **KDMS** **KDFS** (made of stainless steel) have two color variations. They can be selected by the end symbol of the part number. **5**  
End Symbol **BK** — Matte black  
End Symbol **WH** — Matte white
- White is optimal for use with medical equipment.

Unit : mm

## Dimensions

**KDM** **KDMS** Male Screw

Part Number Steel	Part Number Stainless steel	D <b>2</b>	M (Coarse)		H	s	d	Mass (g)
			Nominal of Thread <b>3</b>	Pitch				
<b>KDM-16-M3</b>	<b>KDMS-16-M3</b>	16	M3	0.5	11	2	11	3 - 4
<b>KDM-16-M4</b>	<b>KDMS-16-M4</b>	16	M4	0.7	11	2	11	3 - 4
<b>KDM-16-M5</b>	<b>KDMS-16-M5</b>	16	M5	0.8	11	2	11	5 - 6
<b>KDM-20-M5</b>	<b>KDMS-20-M5</b>	20	M5	0.8	14	4	15	5 - 8
<b>KDM-20-M6</b>	<b>KDMS-20-M6</b>	20	M6	1	14	4	15	8 - 11
<b>KDM-25-M5</b>	<b>KDMS-25-M5</b>	25	M5	0.8	18	6	19	8 - 10
<b>KDM-25-M6</b>	<b>KDMS-25-M6</b>	25	M6	1	18	6	19	9 - 13
<b>KDM-25-M8</b>	<b>KDMS-25-M8</b>	25	M8	1.25	18	6	19	16 - 20
<b>KDM-32-M6</b>	<b>KDMS-32-M6</b>	32	M6	1	18	6	24	17 - 19
<b>KDM-32-M8</b>	<b>KDMS-32-M8</b>	32	M8	1.25	18	6	24	23 - 32

**KDF** **KDFS** Female Screw

Unit : mm

Part Number Steel	Part Number Stainless steel	D <b>2</b>	M (Coarse)		Lf	H	s	d	Mass (g)
			Nominal of Thread <b>3</b>	Pitch					
<b>KDF-16-M3</b>	<b>KDFS-16-M3</b>	16	M3	0.5	5	11	2	11	4
<b>KDF-16-M4</b>	<b>KDFS-16-M4</b>	16	M4	0.7	5	11	2	11	4
<b>KDF-16-M5</b>	<b>KDFS-16-M5</b>	16	M5	0.8	5	11	2	11	4
<b>KDF-20-M5</b>	<b>KDFS-20-M5</b>	20	M5	0.8	6	14	4	15	7
<b>KDF-20-M6</b>	<b>KDFS-20-M6</b>	20	M6	1	6	14	4	15	6
	<b>KDFS-25-M5</b>	25	M5	0.8	9	18	6	19	11
<b>KDF-25-M6</b>	<b>KDFS-25-M6</b>	25	M6	1	9	18	6	19	10
<b>KDF-32-M6</b>	<b>KDFS-32-M6</b>	32	M6	1	8	18	6	24	18
<b>KDF-32-M8</b>	<b>KDFS-32-M8</b>	32	M8	1.25	8	18	6	24	17

Cleanroom Wash & Packaging → P.0000  
 Screw Combination → P.0000  
 Screw Length Adjustment → P.0000  
 Vibration Resistant → P.0000  
 Laser Marking → P.0000  
 S.S. only/ Add'l charge      Female screw only/ Add'l charge      Male screw only/ Add'l charge      Male screw only/ Add'l charge      Available / Add'l charge