


## M12 DISTRIBUTION SYSTEMS (PLASTIC)

For sensors and actuators

– Sets (basic module and cap)


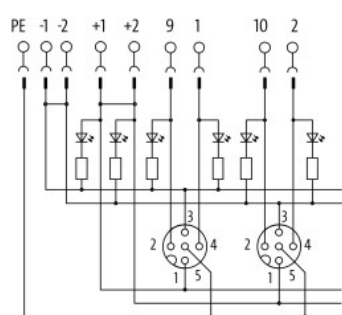
– Field-wireable

Approvals:  **UL** US  
Listed

**Exact12**

4-way



| 1 Form  |  | 84540  | 84550  |
|---|--|--|--|
| Type  |  | PNP, 5-pole<br>Spring clamp plug-in terminals  | PNP, 5-pole<br>Screw plug-in terminals                     |
| Contact layout  |  | <p>M12-Females 5-pole</p>   <p>for 2 signals per port</p> |  |
| <b>Technical Data</b>   |  |  |  |
| Operating voltage   |  | 24 V DC  |  |
| Operating current per contact                                     |  | max. 4 A   |  |
| Total current   |  | max. 8 A   |  |
| Connection  |  | Spring clamp plug-in terminals: max. 1.5 mm <sup>2</sup> (AWG 16)  | Screw plug-in terminals: max. 1.5 mm <sup>2</sup> (AWG 16) |
| Protection  |  | IP65/IP67  |  |
| Housing   |  | Plastic, flame retardant   |  |
| Temperature range   |  | -20...+70 °C   |  |
| <b>Contact Layout</b>   |  |  |  |
| LED display   |  | LED (green): Power / LED (yellow): (S1) / LED (white): Signal (S2)   |  |
| PIN 1   |  | (+) / (S1)   |  |
| PIN 2   |  | (NC)/(S2)  |  |
| PIN 3   |  | (-)  |  |
| PIN 4   |  | (NO)/(S1)  |  |
| PIN 5   |  | (Earth)  |  |
| <b>Article No.</b>  |  |  |  |
| The composition of your article number is explained on page 3.1.i |  | <div>8 0 0 0 - - - - - 0 0 0 0 0 0 0 0</div>   |  |
|   |  | 1 Form   |  |
| <b>Notes</b>  |  |  |  |