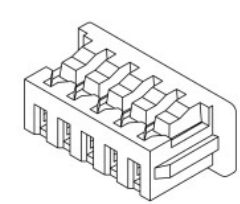
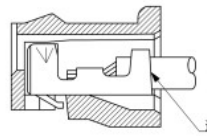
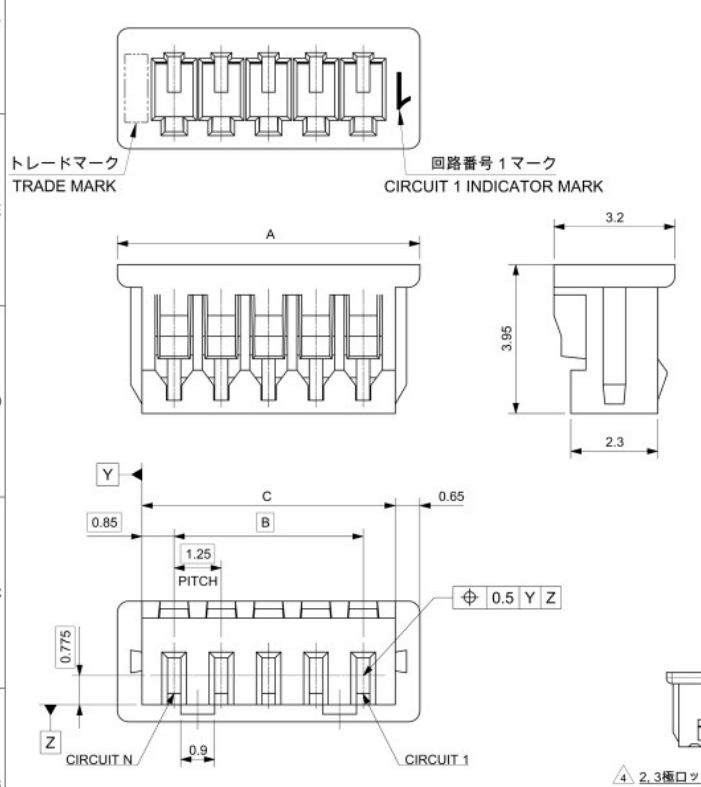


10 9 8 7 6 5 4 3 2 1



ターミナル装着状態図  
TERMINAL ASSEMBLY DRAWING

NOTES

- △1 材料: TABLE1 参照  
MATERIAL: SEE TABLE 1
- △2 適合製品および各種仕様書についてはSHEET 2 を参照。  
PLEASE REFER TO SHEET 2 FOR APPLICABLE PRODUCTS AND SPECIFICATIONS.  
APPLICABLE MATE PARTNER, APPLICABLE TERMINAL.
- △3 発注番号  
ORDER NO.

51021\*\*00

極数  
CIRCUIT SIZE

- △4 ロックの数は、2,3極は1ロック、4極以上は2ロック。  
LOCKING WINDOW: ONE PLACE FOR 2 AND 3 CIRCUIT, AND TWO PLACES FOR MORE THAN 4 CIRCUIT.



△4 2,3極ロック形状(1ロック) FIGURE OF 2, 3 CIRCUIT (1 LOCK)  
△4 4極以上ロック形状(2ロック) FIGURE OF MORE THAN 4 CIRCUIT (2 LOCKS)

19.2	17.5	20.5	510211500	15
17.95	16.25	19.25	510211400	14
16.7	15	18	510211300	13
15.45	13.75	16.75	510211200	12
14.2	12.5	15.5	510211100	11
12.95	11.25	14.25	510211000	10
11.7	10	13	510210900	9
10.45	8.75	11.75	510210800	8
9.2	7.5	10.5	510210700	7
7.95	6.25	9.25	510210600	6
6.7	5	8	510210500	5
5.45	3.75	6.75	510210400	4
4.2	2.5	5.5	510210300	3
2.95	1.25	4.25	510210200	2
C	B	A	△4 発注番号 ORDER NUMBER	極数 CIRCUIT SIZE

梱包形態: ポリ袋 PACKING: POLYBAG

△ TABLE 1

部品 PART	材質 MATERIAL
ハウジング HOUSING	ポリエステル(PBT), UL94V-0, 色: ナチュラル(白) POLYESTER (PBT), UL94V-0, COLOR: NATURAL(WHITE)

DOCUMENT STATUS: P1 | RELEASE DATE: 2022/04/19 08:41:20

THIS DRAWING CONTAINS INFORMATION THAT IS PROPRIETARY TO MOLEX ELECTRONIC TECHNOLOGIES, LLC AND SHOULD NOT BE USED WITHOUT WRITTEN PERMISSION

FUNCTIONAL SYMBOLS: 0 mm NTS

GENERAL TOLERANCES (UNLESS SPECIFIED): 0

ANGULAR TOL: ± 3.6°

DIVISIONAL SYMBOLS: 3 PLACES ± 0.2, 4 PLACES ± 0.2, 2 PLACES ± 0.2, 1 PLACE ± 0.2, 0 PLACES ± 0.2

EC NO: 038818 | 2022/02/16

DRWN: HHISSIN | 2022/04/19

CHK'D: SAKIYAMA | 2022/04/19

APPR: AIDA

INITIAL REVISION: DRAWN: GHS31 | 2021/12/15

APPR: KOMURAKAMI | 2021/12/24

DRAFT SHEET APPLICABLE ONLY REVISION WITHIN DIMENSIONS

THIRD ANGLE PROJECTION

A3-SIZE 51021

molex

PICOBLADE 1.25 RECEPTACLE HOUSING

PRODUCT CUSTOMER DRAWING

DOCUMENT NUMBER: 510210000-SD | PSD 000 B

SEE CHART | GENERAL MARKET | SHEET NUMBER: 1 OF 2

10 9 8 7 6 5 4 3 2 1