

TLS-9NP

DOUBLE DECKER TYPE HOLDER SET WITH EXTENSION PIPES (mm. size)

SURFACE TREATMENT : EL/ARMOUR plated / PACKAGE : Slide blister pack

TLS-9NP set comes with two extension pipes for additional torque leverage. One is for 5mm & 6mm and the other is for 8mm & 10mm. A special adaptor enables pipes to be carried with double decker type holder and makes it easy to pull out and put back pipes.

EXCELLENT

STANDARD

TORX®

TORX®

L

KNIFE

SCREW DRIVER

T-HANDLE

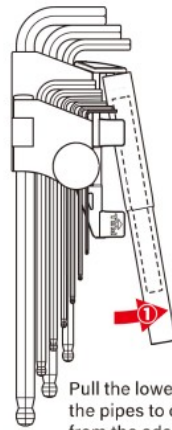
SOCKET BIT

BIT

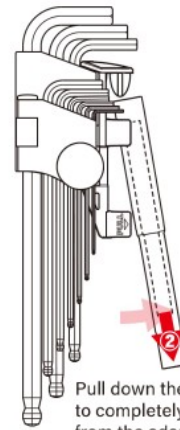


TLS-9NP

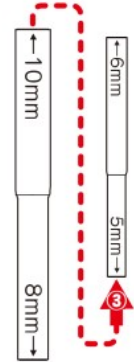
How to use extension pipes



Pull the lower part of the pipes to detach from the adaptor.



Pull down the pipes to completely remove from the adaptor.



Take out the smaller pipe from inside the larger pipe.

Item No.	Pcs.	H	Inner	D×W×H	g
TLS-9NP	9	1.5 2 2.5 3 4 5 6 8 10 + PIPES	5	305×103×125	3,129

WP-S2

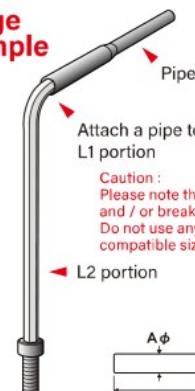
EXTENSION PIPES SET

SURFACE TREATMENT : Black finished steel handle and blade with hard chrome plated hexagon tip
PACKAGE : Film pack



WP-S2


Usage example



Attach a pipe to L1 portion

Caution : Please note that overtightening could cause damage and / or breakage of the wrench and potential injury. Do not use any hex key wrench other than the compatible sizes marked on each pipe.

L2 portion



Item No.	Pcs.	Pipe size against wrench (H)	L	Aφ	Bφ	Inner	D×W×H	g
WP-S2	2	Pipe L : 8 ⇔ 10 mm	150	15.9	14.2	10	241×93×70	1,312
		Pipe S : 5 ⇔ 6 mm	110	9.5	8.5			