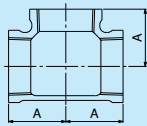
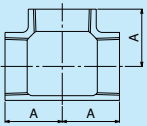


## CKe galvanized iron pipe fitting

### Tees (T)

Unit : mm



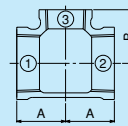
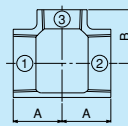
Fitting sizes	Face-to-centre dimensions	
	A	B
	A	
1/8	17	
1/4	19	
3/8	23	
● 1/2	27	
● 3/4	32	
● 1	38	
● 1 1/4	46	
● 1 1/2	48	
● 2	57	
2 1/2	69	
3	78	
4	97	
5	113	
6	132	

Fittings having a nominal size of 2 1/2 or more are banded.  
The banded products marked with "●" are produced on orders.

## CKe galvanized iron pipe fitting

### Unequal tees (reducing on the branch) (RT)

Unit : mm



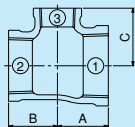
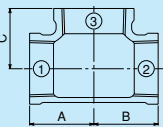
Fitting sizes ①×②×③	Face-to-centre dimensions		Fitting sizes ①×②×③	Face-to-centre dimensions		Fitting sizes ①×②×③	Face-to-centre dimensions	
	A	B		A	B		A	B
○※ 1/4 x 1/4 x 1/8	17	19	● 2 x 2 x 3/8	37	46	4 x 4 x 1	57	83
○ 3/8 x 3/8 x 1/8	19	21	● 2 x 2 x 1/2	38	48	4 x 4 x 1 1/4	61	86
○ 3/8 x 3/8 x 1/4	20	22	● 2 x 2 x 3/4	41	49	4 x 4 x 1 1/2	63	86
○ 1/2 x 1/2 x 1/4	24	24	● 2 x 2 x 1	44	51	4 x 4 x 2	69	87
○ 1/2 x 1/2 x 3/8	26	25	● 2 x 2 x 1 1/4	48	54	4 x 4 x 2 1/2	78	90
○ 3/4 x 3/4 x 1/4	25	27	● 2 x 2 x 1 1/2	52	55	4 x 4 x 3	83	91
○ 3/4 x 3/4 x 3/8	28	28	2 1/2 x 2 1/2 x 1/2	41	57	5 x 5 x 3/4	55	96
○ 1 x 1 x 1/4	29	30	2 1/2 x 2 1/2 x 3/4	44	58	5 x 5 x 1 1/2	66	100
○ 1 x 1 x 3/8	28	31	2 1/2 x 2 1/2 x 1	48	60	5 x 5 x 2	72	103
○ 1 x 1 x 1/2	30	31	2 1/2 x 2 1/2 x 1 1/4	52	62	5 x 5 x 2 1/2	81	105
○ 1 x 1 x 3/4	32	33	2 1/2 x 2 1/2 x 1 1/2	55	62	5 x 5 x 3	87	107
○ 1 x 1 x 1	34	35	2 1/2 x 2 1/2 x 2	60	65	5 x 5 x 4	100	111
○ 1 1/4 x 1 1/4 x 3/8	33	36	※ 3 x 3 x 1/2	42	64	6 x 6 x 1 1/2	70	115
○ 1 1/4 x 1 1/4 x 1/2	34	38	3 x 3 x 3/4	46	66	6 x 6 x 2 1/2	85	118
○ 1 1/4 x 1 1/4 x 3/4	38	40	3 x 3 x 1	50	68	6 x 6 x 3	92	120
○ 1 1/4 x 1 1/4 x 1	40	42	3 x 3 x 1 1/4	55	70	6 x 6 x 4	102	125
○ 1 1/2 x 1 1/2 x 3/8	34	40	3 x 3 x 1 1/2	58	72	6 x 6 x 5	116	128
○ 1 1/2 x 1 1/2 x 1/2	35	42	3 x 3 x 2	62	72			
○ 1 1/2 x 1 1/2 x 3/4	38	43	3 x 3 x 2 1/2	72	75			
○ 1 1/2 x 1 1/2 x 1	41	45	※ 4 x 4 x 1/2	50	79			
○ 1 1/2 x 1 1/2 x 1 1/4	45	48	4 x 4 x 3/4	54	80			

Fittings having a nominal size of 2 1/2 or more and fitting marked ○ are banded.  
Fittings marked ※ are not defined in the JIS standard.  
The banded products marked with "●" are produced on orders.

## CKe galvanized iron pipe fitting

### Unequal tees (increasing on the branch, reducing on the run and the branch) (BRT)

Unit : mm



Fitting sizes ①×②×③	Face-to-centre dimensions			Fitting sizes ①×②×③	Face-to-centre dimensions			Fitting sizes ①×②×③	Face-to-centre dimensions		
	A	B	C		A	B	C		A	B	C
○ 1/2 x 1/2 x 3/4	30	30	30	○ 1 1/4 x 1 1/4 x 1 1/2	48	48	45	○※ 3 x 2 x 2	62	57	72
○ 3/4 x 1/2 x 1/2	30	27	30	○ 1 1/4 x 1 1/4 x 2	52	52	48	○※ 3 x 2 x 3	78	72	78
○ 3/4 x 1/2 x 3/4	32	30	32	○※ 1 1/2 x 3/4 x 3/4	38	32	43	○※ 3 x 2 1/2 x 1 1/2	57	54	71
○ 3/4 x 3/4 x 1	35	35	34	○ 1 1/2 x 3/4 x 1 1/2	48	43	48	○※ 3 x 2 1/2 x 2	62	59	72
○ 3/4 x 3/4 x 1 1/4	40	40	38	○ 1 1/2 x 1 x 1	41	37	45	○※ 3 x 2 1/2 x 2 1/2	72	69	75
○ 1 x 1/2 x 1/2	32	27	33	○ 1 1/2 x 1 x 1 1/4	45	42	48				
○ 1 x 1/2 x 1	38	34	38	○ 1 1/2 x 1 x 1 1/2	48	45	48				
○ 1 x 3/4 x 1/2	32	29	33	○※ 1 1/2 x 1 x 2	55	51	52				
○ 1 x 3/4 x 3/4	34	32	35	○※ 1 1/2 x 1 1/4 x 1/2	38	36	42				
○ 1 x 3/4 x 1	38	35	38	○ 1 1/2 x 1 1/4 x 3/4	38	38	43				
○ 1 x 1 x 1 1/4	42	42	40	○ 1 1/2 x 1 1/4 x 1	41	40	45				
○ 1 x 1 x 1 1/2	45	45	42	○ 1 1/2 x 1 1/2 x 2	54	54	52				
○※ 1 x 1 x 2	51	51	44	○※ 1 1/2 x 1 1/2 x 2 1/2	62	62	55				
○ 1 1/4 x 3/4 x 3/4	37	32	40	○ 2 x 3/4 x 2	57	49	57				
○ 1 1/4 x 3/4 x 1 1/4	46	40	46	○※ 2 x 1 x 1	45	38	52				
○ 1 1/4 x 1 x 1/2	34	32	38	○※ 2 x 1 x 1 1/4	48	42	54				
○ 1 1/4 x 1 x 3/4	37	34	40	○※ 2 x 1 x 1 1/2	52	45	55				
○ 1 1/4 x 1 x 1	40	38	42	○ 2 x 1 x 2	57	52	57				
○ 1 1/4 x 1 1 1/4	46	42	46	○※ 2 x 1 x 2 1/2	62	57	60				
○※ 1 1/4 x 1 x 1 1/2	45	45	48	○ 2 1/2 x 2 x 2	60	55	65				
○※ 1 1/4 x 1 x 2	54	51	48	○※ 2 1/2 x 2 x 2 1/2	69	62	69				
				○ 2 1/2 x 2 x 3	72	62	62				
				○※ 2 1/2 x 2 x 1	48	44	60				
				○※ 2 1/2 x 2 x 1 1/4	52	48	62				
				○※ 2 1/2 x 2 x 1 1/2	55	52	62				
				○※ 2 1/2 x 2 x 2	60	57	65				
				○※ 2 1/2 x 2 x 2 1/2	69	65	69				
				○ 2 1/2 x 2 x 3	75	75	70				

Fittings marked ○ are banded.  
Fittings marked ※ are not defined in the JIS standard.